



2.6.3(5)

Results analysis along with Result sheet  
published by the University for the  
A.Y. 2018-19

### RESULT ANALYSIS

A.Y.: 2018 - 19

Sl.no.	Name of the programme	No. of students appeared	No. of students passed
1	M.Sc. Biotechnology	60	60
2	M.Sc. Applied microbiology	29	27
3	B.Sc. Biotechnology	114	106
4	BCA	57	40
	TOTAL	260	233



EXAM COORDINATOR



DIRECTOR

Director  
MITS School of Biotechnology  
Bhubaneswar

ROLLNO	NAME OF THE CANDIDATE	SPL ATTEMPT FR PM	PAPER XIII 50	PAPER XIV 50	PAPER XV 50	PAPER XVI 50	TOT 250	TOT4 250	TOT3 250	TOT2 250	TOT1 250	GTOT 1000	WORDS 330	RESULT	REMARKS
✓ 14754U174001	ADILIPRA PRIYABARSINI BASH ELE.	CURR PREV	35	30	46	38	151	199	186	160	173	718		SEVEN ONE EIGHT	1ST 14754U174001
✓ 14754U174002	AISHWARYA SARANGI ELE.	CURR PREV	36	33	47	38	153	204	184	175	197	760		SEVEN SIX ZERO	1ST 14754U174002
✓ 14754U174003	AISHWARYA SWAIN ELE.	CURR PREV	30	33	46	35	149	195	181	144	170	690		SIX NINE ZERO	1ST 14754U174003
✓ 14754U174004	ANUPAJITA DUTTA ELE.	CURR PREV	33	32	46	35	151	196	178	172	163	716		SEVEN ONE FIVE	1ST 14754U174004
✓ 14754U174005	BHAJARANCHO SWAIN ELE.	CURR PREV	17	27	45	35	81	174	136	125	140	575		FIVE SEVEN FIVE	2ND 14754U174005
✓ 14754U174006	JAYEEN KUMAR SWAIN ELE.	CURR PREV	37	27	47	37	151	198	177	172	168	665		SIX SIX FIVE	1ST 14754U174006
✓ 14754U174008	MAHESHITA BEHERA ELE.	CURR PREV	36	35	46	36	151	201	183	160	173	717		SEVEN ONE SEVEN	1ST 14754U174008
✓ 14754U174009	PRITYAMBADA SARANGI ELE.	CURR PREV	35	35	47	38	157	206	194	169	182	756		SEVEN FIVE SIX	1ST 14754U174009
✓ 14754U174010	PRAGNYA PARAMITA SAHOO ELE.	CURR PREV	37	34	47	37	153	205	184	156	171	716		SEVEN ONE SIX	1ST 14754U174010
✓ 14754U174011	PRITYAMBADA NAYAK ELE.	CURR PREV	34	32	47	37	153	200	166	152	136	654		SIX FIVE FOUR	1ST 14754U174011
✓ 14754U174012	RASHITA BEHERA ELE.	CURR PREV	36	34	46	36	151	202	181	154	151	684		SIX EIGHT EIGHT	1ST 14754U174012
✓ 14754U174013	RACHANA PANIGRAHI ELE.	CURR PREV	32	32	47	38	151	199	198	164	174	689		SIX NINE FIVE	1ST 14754U174013

ENROLL- 12 APPEAR- 12 ABSENT- 0 WND- 0 WRR- 0  
 1st Class- 0 2nd Class- 0 3rd Class- 0 Pass- 12 Fail- 0

P13-P14, P15 (ELE-A/B/C/D) ELE A- AGRICULTURAL MICROBIOLOGY ELE B- INDUSTRIAL MICROBIOLOGY  
 ELE -C- ENVIRONMENTAL MICROBIOLOGY ELE-D- PHARMACEUTICAL & CLINICAL MICROBIOLOGY ELE E- PLANT PATHOLOGY P13-1000 (100)

UTKAL UNIVERSITY  
TABULATION REGISTER

PAGE : 4

EXAMINATION : M.SC. IN APPLIED MICROBIOLOGY 4TH SEMESTER EXAM. HELD IN APRIL, 2019  
COLLEGE/DEPT. : MITS SCHOOL OF BIOTECHNOLOGY, BBSR

SEMESTER - IV

RESULT PUBLISHED ON

ROLLNO	NAME OF THE CANDIDATE	SPL FM PH	ATTEMPT	PAPER XIII 50	PAPER XIV 50	PAPER XV 50	PAPER XVI 100	TOT 150	TOT1 250	TOT2 250	TOT3 250	TOT4 250	TOT5 1000	RESULT WORDS	REMARKS
✓ 14754U174014	RONIT RUPAYAN ELE.		CURR PREV	34	31	47	88	112	200	184	154	156	696	SIX NINE SIX	1ST 14754U174014
✓ 14754U174016	S. ANINDITA JENA ELE.		CURR PREV	28	26	47	87	111	188	151	148	164	651	SIX FIVE ONE	1ST 14754U174016
✓ 14754U174017	BARSIY KUMAR BUTTA ELE.		CURR PREV	25	31/20	49	85	109	189/2019	151	137	584	Five 644 FAN 2019	14754U174017	WHR
✓ 14754U174018	SANDEEP MISHRA ELE.		CURR PREV	35	31	47	88	113	201	177	146	167	711	SEVEN ONE ONE	1ST 14754U174018
✓ 14754U174019	SOMADUTTA SONWANI ELE.		CURR PREV	33	13	49	85	111	176	140	0	142	0		14754U174019 WHR
✓ 14754U174020	SHUBHARANGHU SHEKHAR ACHARYA ELE.		CURR PREV	38	31	47	88	111	204	175	174	168	721	SEVEN TWO ONE	1ST 14754U174020
✓ 14754U174021	SPIPAD SOURJGOBINDA SAMANTASINGH ELE.		CURR PREV	30	26	46	82	109	169	144	157	157	667	SIX SIX SEVEN	1ST 14754U174021
✓ 14754U174022	SUBHAKA DWABRI ELE.		CURR PREV	34	31	47	84	112	196	170	171	176	720	SEVEN TWO ZERO	1ST 14754U174022
✓ 14754U174023	SUSHREI SUBHASHMITA SAHOO ELE.		CURR PREV	33	24	45	82	112	187	178	148	171	684	SIX EIGHT FOUR	1ST 14754U174023
✓ 14754U174024	SHRUTI SIRHA SINGH ELE.		CURR PREV	30	21	47	87	110	185	154	139	137	615	SIX ONE FIVE	1ST 14754U174024
✓ 14754U174025	SUBHASHREE PANDA ELE.		CURR PREV	24	29	46	87	110	186	131	140	159	616	SIX ONE SIX	1ST 14754U174025
✓ 14754U174026	SUNITRA ACHARYA ELE.		CURR PREV	35	20	47	87	112	189	145	152	169	675	SIX SEVEN FIVE	1ST 14754U174026

ENROLL- 12 APPEAR- 12 ABSENT- 0 WHR- 2 WHR- 0  
1st Class- 0 2nd Class- 0 3rd Class- 0 Pass- 12 Fail- 0

P13, P14, P15 (ELE-A/B/C/D) ELE A- AGRICULTURAL MICROBIOLOGY ELE B- INDUSTRIAL MICROBIOLOGY  
ELE -C- ENVIRONMENTAL MICROBIOLOGY ELE-D- PHARMACEUTICAL & CLINICAL MICROBIOLOGY ELE E- PATHOLOGY P1 - 2008, (100)

UTKAL UNIVERSITY  
TABULATION REGISTER

PAGE : 5

EXAMINATION : M.SC. IN APPLIED MICROBIOLOGY 4TH SEMESTER EXAM. HELD IN APRIL 2019  
COLLEGE/DEPT. : MITS SCHOOL OF BIOTECHNOLOGY, UMS

SEMESTER - IV

RESULT PUBLISHED ON

ROLLNO	NAME OF THE CANDIDATE	SPL ATTEMPT FM PR	PAPER XIII 50	PAPER XIV 50	PAPER XV 50	PAPER XVI(P) 100 50	TOT 100	TOT4 250	TOT5 250	TOT2 250	TOT1 250	GTOT 1000 330	RESULT WORDS	REMARKS
✓ 14754U174027	SUBHARASINI PANDA ELE.	CURR PREV	30	23	45	24	50	183	0	132	0			14754U174027 WHO
14754U174028	SUMIT SOURAV PAIDA ELE.	CURR PREV	24	14	45	54	54	169	126	142	5		309	14754U174028 WHO
✓ 14754U174029	SWATI SRIYA PATRA ELE.	CURR PREV	26	34	47	57	107	194	189	178	189	790	SEVEN FIVE ZERO	1ST 14754U174029
✓ 14754U174031	SUBHENDU NAYAK ELE.	CURR PREV	29	27	45	54	102	186	142	142	145	625	SIX TWO FIVE	1ST 14754U174031
✓ 14754U174032	UNESH CHANDRA HATHSHARMA ELE.	CURR PREV	31	33	47	55	111	199	176	157	159	691	SIX NINE ONE	1ST 14754U174032

ENROLL- 5 APPEAR- 5 ABSENT- 0 WHO- 2 WHR- 0  
1st Class- 0 2nd Class- 0 3rd Class- 0 Pass- 5 Fail- 0

P13/P14/P15 (ELE-A/B/C/D) ELE A- AGRICULTURAL MICROBIOLOGY ELE B- INDUSTRIAL MICROBIOLOGY  
ELE -C- ENVIRONMENTAL MICROBIOLOGY ELE-D- PHARMACEUTICAL & CLINICAL MICROBIOLOGY ELE E- PALM PATHOLOGY P1 - 100S. (100)

EXAMINATION CONTROL CELL, UTKAL UNIVERSITY, BHUBANESWAR

Controller of Examinations

TABULATION REGISTER

Notification No EC-I/17/29 /2019

Dated 08.8.19

M.Sc. IN BIOTECHNOLOGY (4TH SEMESTER) EXAMINATION, 2019

CENTRE : NITS SCHOOL OF BIOTECHNOLOGY, BHUBANESWAR

ROLLNO	REGD NO	NAME	T401 FM 70 PM	CM 30	AG 100 30	P402 400 165	T404 500 160	T413 500 1	T414 500 1	T415 500 1	T416 500 1	T417 500 1	T418 500 1	T419 500 1	T420 500 1	T421 500 1	T422 500 1	T423 500 1	T424 500 1	T425 500 1	T426 500 1	T427 500 1	T428 500 1	T429 500 1	T430 500 1	T431 500 1	T432 500 1	T433 500 1	T434 500 1	T435 500 1	T436 500 1	T437 500 1	T438 500 1	T439 500 1	T440 500 1	T441 500 1	T442 500 1	T443 500 1	T444 500 1	T445 500 1	T446 500 1	T447 500 1	T448 500 1	T449 500 1	T450 500 1	T451 500 1	T452 500 1	T453 500 1	T454 500 1	T455 500 1	T456 500 1	T457 500 1	T458 500 1	T459 500 1	T460 500 1	T461 500 1	T462 500 1	T463 500 1	T464 500 1	T465 500 1	T466 500 1	T467 500 1	T468 500 1	T469 500 1	T470 500 1	T471 500 1	T472 500 1	T473 500 1	T474 500 1	T475 500 1	T476 500 1	T477 500 1	T478 500 1	T479 500 1	T480 500 1	T481 500 1	T482 500 1	T483 500 1	T484 500 1	T485 500 1	T486 500 1	T487 500 1	T488 500 1	T489 500 1	T490 500 1	T491 500 1	T492 500 1	T493 500 1	T494 500 1	T495 500 1	T496 500 1	T497 500 1	T498 500 1	T499 500 1	T500 500 1	RES	DIVN	REM	ROLLNO
15254U174001		A.K.SUBHA CHANDAN	(21)	20	41	337	378	266	340	239/18	0	PASS	WHD	15254U174001																																																																																					
15254U174002		ANISHA MOHAPATRA	41	21	62	341	403	365	326	316	1420	PASS	I	WHR	15254U174002																																																																																				
15254U174003		ANKITA MISHRA	38	22	60	336	368	313	322	264	1303	PASS	I	WHR	15254U174003																																																																																				
15254U174004		ARPITA MOHAPATRA	35	19	34	344	388	259/19	252	245/18	0	PASS	WHD	15254U174004																																																																																					
15254U174005		BAITANAYA BISWAL	41	23	64	339	442	395	357	291	1326	PASS	I	WHR	15254U174005																																																																																				
15254U174006		BARSHA SAMANTARAY	44	21	65	340	405	353	374	273	1350	PASS	I	WHR	15254U174006																																																																																				
15254U174007		BARSHASHREE ADHYA	41	21	62	338	406	347	304	260	1315	PASS	I	WHR	15254U174007																																																																																				
15254U174008		BIJAYALAXMI JENA	38	20	58	337	385	315	304	241	1255	PASS	I	WHR	15254U174008																																																																																				
15254U174009		BIKASH NAYAK	33	19	52	341	393	344	321	293	1351	PASS	I	WHR	15254U174009																																																																																				
15254U174010		BIPLAB NAIK	45	22	67	337	424	326	304	287	1351	PASS	I	WHR	15254U174010																																																																																				
15254U174011		BISWAJIT SAHOO	42	22	64	342	408	316	322	295	1346	PASS	I	WHR	15254U174011																																																																																				
15254U174012		DARAKHSHAN GAUHAR	45	23	68	336	404	400	322	361	1543	PASS	I	WHR	15254U174012																																																																																				
15254U174013		DEEPAK KUMAR MALLICK	(21)	15	36	329	365	—	—	—	—	0	PASS	WHD	15254U174013																																																																																				

TABULATION REGISTER

M.Sc. IN BIOTECHNOLOGY (4TH SEMESTER) EXAMINATION, 2019

CENTRE : MITS SCHOOL OF BIOTECHNOLOGY, BHUBANESWAR

ROLLNO	REGD NO	NAME	T401 FM PM	CM 30	AS 100 30	P402 400 165	TOT4 500 160	TOT3 500	TOT2 500	TOT1 500	GTTL 2000	RES	DIVN	REN	ROLLNO
15254U174014		DEEPIKA KHANDAI	43	22	65	342	407	297	305	254	1273	PASS	I	WHR	15254U174014
15254U174015		BOLLY PRADHAN	39	22	61	335	386	348	343	293	1378	PASS	I	WHR	15254U174015
15254U174016		ELIZA PRIYDARSHINI	44	23	67	336	403	352	323	280	1366	PASS	I	WHR	15254U174016
15254U174017		IPSITA MISHRA	(20)	21	41	337	378	264	262		0	PASS		WHD	15254U174017
15254U174018		JASLINE ROUT	(24)	20	44	334	378	250	211		0	PASS		WHD	15254U174018
15254U174019		KAJAL SETHY	36	23	59	335	384	336	273	287/18	0	PASS		WHD	15254U174019
15254U174020		KARISHMA KUMARI	41	22	63	334	397	335	341	315/18	0	PASS		WHD	15254U174020
15254U174021		KARISHA SARANGI	44	23	67	344	411	357	300	302	1378	PASS	I	WHR	15254U174021
15254U174022		NALKA TABASUM	42	23	65	343	400	359	342	297	1406	PASS	I	WHR	15254U174022
15254U174023		MONICA MAHAPATRA	45	24	69	339	408	401	384	310	1503	PASS	I	WHR	15254U174023
15254U174024		NABANITA SINGH	40	20	60	338	380	313	307	261	1293	PASS	I	WHR	15254U174024
15254U174025		NAINIKA SINGH	40	23	63	341	404	342	307	271	1344	PASS	I	WHR	15254U174025
15254U174026		NEHA KUMARI	43	23	66	344	410	388	354	298	1460	PASS	I	WHR	15254U174026

*Di D*

TABULATION REGISTER

M.Sc. IN BIOTECHNOLOGY (4TH SEMESTER) EXAMINATION, 2018

CENTRE : NITS SCHOOL OF BIOTECHNOLOGY, BHUBANESWAR

ROLLNO	REGD NO	NAME	T401 FM 70 PM	CM 30	AG 100 30	P402 400 165	T014 500	T013 500	T012 300	T011 500	GTTL 2000	RES	DIVN	REH	ROLLNO
15254U174027		PABITRA BAG	45	22	67	340	487	360	374	359	1525	PASS	I	WHR	15254U174027
15254U174028		PALLABI PRADHAN	(28)	20	48	343	381	288	376	257/18	0	PASS	I	WHD	15254U174028
15254U174029		PAYAL ROUSTRAY	33	19	52	339	341	301	377	276	1288	PASS	I	WHR	15254U174029
15254U174030		PRANGYA PANIGRAHI	38	21	59	338	357	327	380	0	0	PASS		WHD	15254U174030
15254U174031		PRITIMAYEE BEHERA	39	22	61	336	347	334	380	286	1365	PASS	I	WHR	15254U174031
15254U174032		PRIYANKA RANI PRADHAN	40	20	60	337	347	360	381	221/18	0	PASS		WHD	15254U174032
15254U174033		RABINA PRADHAN	38	21	59	321	380	335	320	272	1300	PASS	I	WHR	15254U174033
15254U174034		RAJEEV RANJAN	44	22	66	325	341	352	343	309/18	1395	PASS	I	WHD	15254U174034
15254U174035		RITU PRADHAN	40	23	63	345	400	363	321	287	1399	PASS	I	WHR	15254U174035
15254U174036		RITUPARNA PRAMARAJ	34	22	56	340	346	350	320	306	1379	PASS	I	WHR	15254U174036
15254U174037		RIYA JALAN	34	21	55	339	344	345	318	272	1324	PASS	I	WHR	15254U174037
15254U174039		SAHIL RANJAN PANDA	(27)	19	46	340	386	242		0	0	PASS		WHD	15254U174039
15254U174040		SAMBIT SEKHAR JENA	(24)	19	43	343	385	345	307	302	1334	PASS	I	WHR	15254U174040



TABULATION REGISTER

M.Sc. IN BIOTECHNOLOGY (4TH SEMESTER) EXAMINATION, 2019

CENTRE : NITS SCHOOL OF BIOTECHNOLOGY, BHUBANESWAR

ROLLNO	REGD NO	NAME	T401 FM PM	CH 70 30	AG 100 30	P402 400 165	TOT3 500 150	TOT2 500 500	TOT1 500 2000	GTTL	RES	DIVN	REM	ROLLNO
15254U174041		SANPRATIKA SAHU	38	21	59	339	398 398	323	298	261	PASS	I	WHD	15254U174041
15254U174042		SANDEEPTA PATI	(22)	17	39	329	388	283	288	0	PASS		WHD	15254U174042
15254U174043		SASWAT KUMAR PANDA	33	21	54	320	374	309	332	300	PASS	I	WHR	15254U174043
15254U174044		SHASWATI CHATTERJEE	41	23	64	345	405	377	352	301	PASS	I	WHR	15254U174044
15254U174045		SIMMY ALI KHAN	43	20	63	328	381	365	341	322	PASS	I	WHR	15254U174045
15254U174046		SMRUTIREKHA SAHOO	40	22	62	344	405	358	329	279	PASS	I	WHR	15254U174046
15254U174047		SOMENDRA SINGH DEO	44	20	64	339	402	330	327	295	PASS	I	WHR	15254U174047
15254U174048		SOMYA SONALIKA MALLICK	40	22	62	340	402	344	302	296	PASS	I	WHR	15254U174048
15254U174049		SUBHASHREE BARIK	41	23	64	343	407	325	341	266	PASS	I	WHR	15254U174049
15254U174050		SUJATA MOHAPATRA	38	22	60	331	381	345	311	298	PASS	I	WHR	15254U174050
15254U174051		SUNITA GOUDA	37	20	57	329	388	358	311	275	PASS	I	WHR	15254U174051
15254U174052		SUPRAVA BEHERA	42	23	65	343	408	372	342	316	PASS	I	WHR	15254U174052
15254U174053		SURAKSHA MOHANTY	38	21	59	345	404	372	367	307	PASS	I	WHR	15254U174053

TABULATION REGISTER


M.Sc. IN BIOTECHNOLOGY (4TH SEMESTER) EXAMINATION, 2019

CENTRE : NITS SCHOOL OF BIOTECHNOLOGY, BHUBANESWAR

ROLLNO	REGD NO	NAME	T401	CM	AG	P402	TOT1	TOT3	TOT2	TOT1	GTTL	RES	DIVN	MR	ROLLNO
			FM	70	30	100	400	500	500	500	2000				
			PM			30	165	160							
15254U174054		SUSHREE SHIBANI PANIGRAHI	(24)	18	42	329	371	274	259	267	116A	PASS		WHR	15254U174054
15254U174055		SUSHREELIPSA CHOUHURY	32	22	54	328	382	304	271	253	1210	PASS	I	WHR	15254U174055
15254U174056		SUSHREESMITA SAHOO	39	18	57	340	387	289	278	257	1214	PASS	I	WHR	15254U174056
15254U174057		SWAPNA PRIYADARSHANI PRADHAN	42	22	64	345	405	324	280	274	1290	PASS	I	WHR	15254U174057
15254U174059		UDIPTANITA RATH	40	23	63	344	407	358	317	318	1401	PASS	I	WHR	15254U174059
15254U174060		UNEIN RUMAN	43	23	66	345	411	365	338	347	1461	PASS	I	WHR	15254U174060
15254U174061		UTKALENDU SUVENDU SEKHAR SAMAT (25)	22	47	335	387	353	309	303	1347	PASS	I	WHR	15254U174061	
15254U174062		PAYAL MOHANTY	(24)	12	36	321	357	240			0	PASS		WHR	15254U174062

PAPER 401- (CE-II) EVALUATION AND ENVIRONMENTAL BIOTECHNOLOGY, PAPER-402- PROJECT WORK

D. Singh  
EXAMINATION COMPUTER CELL, UTKAL UNIVERSITY

  
CONTROLLER OF EXAMINATIONS

UTKAL UNIVERSITY COMPUTER CELL

UTKAL UNIVERSITY  
TABULATION REGISTER

BACHELOR IN COMPUTER APPLICATION EXAMINATION (6TH SEMESTER) OF 2019

CENTRE : NITS SCHOOL OF TECHNOLOGY, BHUBANESWAR

ROLL NO	NAME OF THE STUDENT REG. NO.	PAPER-1					PAPER-2					PAPER-3					PAPER-4					PAPER-5					PER-6	P7	S.TOT	SSPA	GT1	GT2	GT3	GT4	GT5	GT6	GT7	GT8	CGPA	RESULT	ROLLNO	REM.							
		UM	CM	AG	GR	GP	CP	AG	GR	GP	CP	UM	CM	AG	GR	GP	CP	AG	GR	GP	CP	AG	GR	GP	CP	AG																	GR	GP	CP	AG	GR	GP	CP
		FM	70	30	100	PA	28	40	25	70	30	100	25	28	40	5	100	250	520	550	700	700	800	800	800	800																	800	800	800	800	800	800	
66220UT16001	AJAY KUMAR BARKAN	32	29	61	B+	7	28	48	0	10	20	90	28	76	A	B	32	46	0	10	20	183	0	1000	451	3.08	427	6.36	419	6.27	528	6.29	569	6.79	497	6.82	2959	8.63	1	66220UT16001									
66220UT16002	ANIT KUMAR BARNAPATRA	31	18	49	C	5	20	33	B+	7	14	43	29	67	B+	7	28	31	B+	7	14	131	B+	7	56	385	6.54	997	7.00	314	6.27	378	5.86	0	0.00	389	6.75	0	0.00	66220UT16002	WHO								
66220UT16003	ANINDYA BISWA	30	18	46	C	5	20	44	A+	9	18	34	26	60	B+	7	28	43	B+	7	14	167	A+	9	71	468	7.77	425	7.82	0	0.00	0	0.00	458	7.14	341	6.33	0	0.00	66220UT16003	WHO								
66220UT16004	ANSUJAN JENA	34	19	53	B	6	24	44	A+	9	18	34	22	56	B	6	24	42	B+	7	14	171	A+	9	71	487	7.82	382	7.82	332	6.45	421	6.79	452	6.93	387	7.09	2491	7.09	1	66220UT16004								
66220UT16005	ARAVINDA PANDA	31	22	53	B	6	24	40	A+	9	18	44	23	67	B+	7	28	39	B+	7	14	150	A	8	69	445	7.31	368	7.03	369	7.36	0	0.00	491	7.57	418	7.42	0	0.00	66220UT16005	WHO								
66220UT16006	ARUNAKANT DAS	38	22	60	B+	7	28	43	A+	9	18	48	26	76	A	B	32	41	A+	9	18	181	A+	9	71	482	8.23	389	7.64	382	7.69	479	7.36	0	0.00	387	7.17	0	0.00	66220UT16006	WHO								
66220UT16007	AVIJAYA BARNAPATRA	37	18	55	B	6	24	31	B+	7	14	48	23	71	A	B	32	38	B+	7	14	129	B+	7	56	389	6.85	337	6.25	367	7.36	429	6.37	432	6.79	399	7.08	2309	6.89	1	66220UT16007								
66220UT16008	DEEPTI TRAI PARMAR	37	26	63	B+	7	28	44	A+	9	18	40	28	68	B+	7	28	43	B+	7	14	171	A+	9	71	496	8.08	416	8.18	407	6.03	318	6.00	349	6.57	436	7.32	2822	8.19	1	66220UT16008								
66220UT16009	SHAMANT KANTAR DHALA	39	18	57	B	6	24	31	B+	7	14	44	18	62	B+	7	28	38	B+	7	14	126	B+	7	56	383	6.54	340	6.09	0	0.00	411	6.20	337	6.33	0	0.00	66220UT16009	WHO										
66220UT16010	SIBAN DEBI NAYAK	42	18	60	B+	7	28	38	B+	7	14	46	25	71	A	B	32	31	B+	7	14	132	B+	7	56	412	7.06	398	7.91	322	6.99	0	0.00	489	7.21	486	7.39	0	0.00	66220UT16010	WHO PASS								
66220UT16011	BISHAL KUMAR	36	18	54	B	6	24	43	A+	9	18	49	24	69	B+	7	28	42	A+	9	18	151	A+	9	71	474	7.92	381	7.18	0	0.00	492	7.14	0	0.00	414	7.90	0	0.00	66220UT16011	WHO PASS								
66220UT16012	ANSHUJY DEBBI	28	18	46	C	5	20	38	B+	7	14	40	24	64	B+	7	28	31	B+	7	14	131	B+	7	56	371	5.82	398	6.81	0	0.00	0	0.00	0	0.00	377	6.67	0	0.00	66220UT16012	WHO								
66220UT16013	CH.V.P. JAYARAJ	29	27	56	B	6	24	47	A+	9	18	20	52	28	80	A+	9	36	43	A+	9	18	160	A	8	69	530	8.82	438	6.08	410	8.08	524	6.14	354	6.57	484	8.42	2822	8.37	1	66220UT16013							
66220UT16014	DEBPRANVA BISWA	30	18	46	C	5	20	41	A+	9	18	48	25	74	A	B	32	38	A	8	69	159	A	8	69	430	7.36	427	7.91	376	7.36	487	7.43	432	7.00	430	7.75	2594	7.48	1	66220UT16014								
66220UT16015	DEBPRANVA CHAKRABORTY	32	18	50	B	6	24	31	B+	7	14	39	22	61	B+	7	28	31	B+	7	14	129	B+	7	56	389	6.59	318	6.08	387	5.93	0	0.00	373	5.83	0	0.00	66220UT16015	WHO										
66220UT16016	DEBPRANVA DEBBI	35	18	56	B	6	24	41	A+	9	18	46	25	71	A	B	32	40	A+	9	18	156	A	8	69	460	7.54	362	7.09	330	6.59	389	6.14	0	0.00	396	7.17	0	0.00	66220UT16016	WHO PASS								
66220UT16018	DISHA ANJANA DEBBI	37	23	60	B+	7	28	43	A+	9	18	42	27	67	B+	7	28	41	B+	7	14	162	A+	9	71	480	8.06	0	0.00	412	6.50	414	0.00	353	7.08	0	0.00	66220UT16018	WHO										
66220UT16019	ELINA SMT DEBBI	37	25	62	B+	7	28	35	A	8	16	42	24	56	B+	7	28	34	B+	7	14	137	B+	7	56	415	6.52	399	6.73	0	0.00	387	5.83	421	6.43	389	6.67	0	0.00	66220UT16019	WHO PASS								
66220UT16020	GANESHWAR DEBBI	28	18	46	C	5	20	33	B+	7	14	30	23	73	A	B	32	31	B+	7	14	132	B+	7	56	408	5.69	377	6.82	336	6.82	442	6.86	0	0.00	398	6.59	0	0.00	66220UT16020	WHO								
66220UT16021	GULSHAN DEBBI	34	18	52	B	6	24	37	A	8	16	34	23	57	B	6	24	36	A	8	16	143	A	8	69	430	7.35	0	0.00	413	6.43	456	7.00	389	6.82	0	0.00	66220UT16021	WHO PASS										
66220UT16022	GOURAV KANUNJ	28	18	46	C	5	20	42	A+	9	18	32	23	59	B	6	24	40	A+	9	18	136	A	8	69	417	6.23	0	0.00	0	0.00	0	0.00	0	0.00	0	0.00	0	0.00	66220UT16022	WHO								
66220UT16023	JAGANNATH PATRAYAK	31	18	49	C	5	20	39	A	8	16	47	22	69	B+	7	28	37	A	8	16	149	A	8	69	440	7.88	0	0.00	304	5.82	418	6.36	470	7.14	336	7.33	0	0.00	66220UT16023	WHO PASS								
66220UT16024	JIVENDRA KUNJA DEBBI	33	18	51	B	6	24	37	A	8	16	30	22	52	B	6	24	36	A	8	16	144	A	8	69	406	7.08	338	5.73	310	6.27	0	0.00	0	0.00	348	6.35	0	0.00	66220UT16024	WHO PASS								

P1- INTERNET TECHNOLOGY (70+30) P2- INTERNET TECHNOLOGY LAB (50) P3- MULTIMEDIA & APPL. (70+30)  
P4- MULTIMEDIA LAB (40) P5- E-COMMERCE (70+30) P6- E-COMMERCE LAB (50) - P6 -PROJECT WORK (200)  
GRADE- O-100-90-P1-10-20-P2-30-P3-40-P4-50-P5-60-P6-70-80-P7-80-89-P8-90-100

UTKAL UNIVERSITY  
TABULATION REGISTER

PAGE : 33

BACHELOR IN COMPUTER APPLICATION EXAMINATION (6TH SEMESTER) OF 2019

CENTRE : BITS SCHOOL OF TECHNOLOGY, BHUBANESHWAR

ROLL NO	NAME OF THE STUDENT REGD. NO.	PAPER-1					PAPER-2					PAPER-3					PAPER-4					PAPER-5					G. TOT	SGPA	GVA	SS1	GT2	SS2	GTS	SS3	GTA	SS4	GTS	SS5	GRTTL	CGPA	RESULT	ROLLNO	SEM.						
		UN	CM	AG	GR	GP	CP	AG	GR	GP	CP	UN	CM	AG	GR	GP	CP	AG	GR	GP	CP	UN	CM	AG	GR	GP																		CP	AG	GR	GP	CP	
6622OUT16027	KUMAR NARSH	38	26	66	B+	7	28	47	0	10	20	36	28	86	A+	9	36	45	B	26	87	A+	9	36	6	0	10	20	179	A+	9	36	956	8.82	492	8.92	444	8.82	448	8.50	575	8.71	475	8.33	3033	8.64	1	6622OUT16027	
6622OUT16026	KUMAR SUMAN SINGH	28	18	46	C	5	20	34	B+	7	14	46	22	70	A	8	32	33	B+	7	61	B+	7	36	2	B+	14	134	B+	7	36	410	6.85	333	6.40	333	6.62	0	0.00	0	0.00	337	6.50	2	6622OUT16026	2291 C71 PASS			
6622OUT16027	KULJA DEWPAI ROU	30	18	53	B	6	24	42	A+	9	18	49	27	76	A	8	32	41	A+	9	64	B+	7	36	0	A+	18	127	A	8	64	473	7.77	384	7.18	382	7.40	370	8.21	486	7.36	403	7.08	2533	7.33	1	6622OUT16027		
6622OUT16028	LIPSIKA PATNA	51	25	79	A	8	32	45	0	10	20	50	26	78	A	8	32	45	A+	9	82	A+	9	36	0	A+	18	173	A+	9	36	543	8.77	422	8.27	410	7.81	555	8.71	590	8.07	500	8.75	3051	8.61	1	6622OUT16028		
6622OUT16029	NAYAN PRANAY SERRI	25	24	39	F	0	0	33	B+	7	14	33	24	57	B	6	24	31	B+	7	33	F	0	0	0	B+	14	131	B+	7	36	256	4.59	359	7.00	330	6.52	0	0.00	0	0.00	0	0.00	0	0.00	6622OUT16029	WHD		
6622OUT16030	NEHA PRADHAN	34	25	59	B	6	24	41	A+	9	18	46	27	73	A	8	32	39	B	6	61	B	6	24	0	A+	18	125	A	8	64	466	7.54	352	6.30	347	7.00	428	6.79	508	7.89	380	7.00	2470	7.16	1	6622OUT16030		
6622OUT16031	NETESH BANARJAYAN	49	18	63	B+	7	28	37	A	8	16	58	21	79	A	8	32	36	B	6	54	B	6	24	0	A+	16	140	A	8	64	447	7.54	382	6.91	336	6.59	411	6.29	0	0.00	407	7.35	0	6622OUT16031	WHD PASS			
6622OUT16032	PANAB BANJAN SAHO	44	25	69	B+	7	28	43	A+	9	18	49	28	77	A	8	32	42	A+	9	71	A	8	32	0	A+	18	161	A+	9	36	508	8.38	415	8.00	435	6.45	594	8.64	552	8.23	463	8.33	2336	8.35	1	6622OUT16032		
6622OUT16033	PRANAVESH SUNDHI	32	24	56	B	6	24	33	B+	7	14	41	22	60	B+	7	28	33	B+	7	36	B	6	24	0	A+	14	122	B+	7	36	409	6.89	337	6.73	325	6.18	433	6.64	0	0.00	389	6.53	0	0.00	6622OUT16033	WHD		
6622OUT16034	PRAGATI KUMAR SAHOO	31	20	51	B	6	24	39	A	8	16	29	22	51	B	6	24	30	B	6	50	B	6	24	0	A+	15	148	A	8	64	414	7.08	0	0.00	0	0.00	382	6.07	0	0.00	337	6.33	0	0.00	6622OUT16034	WHD		
6622OUT16035	PRANAY KUMAR SINGH	46	20	66	B+	7	28	35	A	8	16	50	23	73	A	8	32	34	B+	7	67	B+	7	36	0	A+	14	138	B+	7	36	446	7.23	351	7.09	317	6.18	411	6.36	492	7.30	422	7.67	2449	7.01	1	6622OUT16035		
6622OUT16036	PRITHVIRAJ SINGHARAI	30	25	55	B	6	24	33	A	8	16	38	26	61	A+	9	36	37	B	6	67	B+	7	36	0	A	16	149	A	8	64	465	7.69	359	7.27	324	6.45	443	7.00	0	0.00	375	6.59	0	0.00	6622OUT16036	WHD		
6622OUT16037	PRITIJA MOUJ	28	25	53	B	6	24	37	A	8	16	32	20	52	B	6	24	36	A	8	49	C	0	0	0	0	A	16	144	A	8	64	408	6.92	376	7.27	356	7.09	420	6.64	0	0.00	374	6.75	0	6622OUT16037	2392-6.93 PASS		
6622OUT16038	PRINIA PRADYA NAYANARNA	30	27	57	B	6	24	35	B+	7	14	48	20	68	B+	7	28	32	B+	7	49	C	0	0	0	0	A+	14	131	B+	7	36	401	6.94	330	6.95	380	0.00	404	6.21	2	6622OUT16038	2392-6.93 PASS						
6622OUT16039	PRINJIT DATTA	36	18	54	B	6	24	41	A+	9	18	39	26	62	B+	7	28	39	A	8	54	B	6	24	0	A+	18	126	A	8	64	449	7.38	354	6.82	324	6.25	443	6.93	0	0.00	375	6.92	0	0.00	6622OUT16039	WHD		
6622OUT16040	RAJ PRASAD	37	25	62	B+	7	28	35	A	8	16	51	24	75	A	8	32	34	B+	7	63	B	6	24	0	A+	14	137	B+	7	36	429	7.08	356	7.27	349	6.73	432	6.64	0	0.00	413	7.50	0	0.00	6622OUT16040	WHD		
6622OUT16041	RAJESH KUMAR PATNA	07	18	25	F	0	0	40	A+	9	18	29	25	54	B	6	24	39	A	8	47	C	0	0	0	0	A	16	154	A	8	64	357	6.08	0	0.00	0	0.00	0	0.00	0	0.00	0	0.00	0	0.00	6622OUT16041	WHD	
6622OUT16042	RANJIT KUMAR ROU	33	18	51	B	6	24	37	A	8	16	47	21	68	B+	7	28	35	A	8	60	B+	7	36	0	A	16	140	A	8	64	430	7.38	374	7.45	329	6.29	421	6.57	515	7.86	377	6.83	2446	7.12	1	6622OUT16042		
6622OUT16043	RASHMI BANJAN BISHAL	42	26	68	B+	7	28	46	0	10	20	45	28	73	A	8	32	44	A+	9	82	B+	7	36	0	A+	10	20	176	A+	9	36	571	8.36	345	8.31	342	6.73	422	6.71	482	7.43	415	7.42	2530	7.28	1	6622OUT16043	
6622OUT16044	RASHMI NEHA DAS	30	23	53	B	6	24	39	A	8	16	37	24	61	B+	7	28	36	A	8	54	B	6	24	0	A	16	148	A	8	64	429	7.23	384	7.64	338	6.64	443	7.07	484	7.36	351	7.00	2463	7.16	1	6622OUT16044		
6622OUT16045	SOUPTA BANJAN DEY	51	25	80	A+	9	36	45	0	10	20	50	28	78	A	8	32	44	A+	9	82	B+	7	36	0	A+	18	173	A+	9	36	544	8.82	422	8.36	444	8.82	387	9.00	584	9.00	462	8.20	3045	8.75	1	6622OUT16045		
6622OUT16046	SOUPTA KUMAR ROU	35	20	55	B	6	24	37	A	8	16	46	25	71	A	8	32	35	B	6	55	B	6	24	0	A	16	144	A	8	64	436	7.38	350	7.27	0	0.00	400	6.14	436	7.79	396	7.00	0	0.00	6622OUT16046	WHD		
6622OUT16048	SUBHIRA DASGUPTA	38	27	60	B+	7	28	44	A+	9	18	53	28	81	A+	9	36	43	A+	9	61	A+	9	36	0	A+	18	182	A+	9	36	516	8.69	416	8.18	425	8.27	420	7.83	387	8.33	472	8.20	2943	8.39	1	6622OUT16048		

P1- INTERNET TECHNOLOGY (40+30) P2- INTERNET TECHNOLOGY LAB (50) P3- MULTIMEDIA & APPL. (70+30)  
P4- MULTIMEDIA LAB (50) P5- E-COMMERCE (70+30) P6- E-COMMERCE LAB (50) - P6-PROJECT WORK (200)  
GRADE- O-100-90-PT-10-A-85-80-PT-9-A-75-70-PT-8 -B-65-60-PT-7, B-55-50-PT-6, C-45-40-PT-5, UN/CY-(40-800-F-70-4-

D. Nay

EXAMINATION CONTROL CELL, UTKAL UNIVERSITY, BHUBANESHWAR

CONTROLLER OF EXAMINATIONS



**UTKAL UNIVERSITY  
TABULATION REGISTER**

**BACHELOR OF SCIENCE HONOURS 6TH SEMESTER REGULAR C.B.C.S. EXAMINATION 2019 ( 2016 ADMN BATCH )**

CENTER : MITS SCHOOL OF BIOTECHNOLOGY (9049)

EXAM ROLL NO STUDENT NAME GRAND TOTAL CORE TOTAL	CORE-13						CORE-14						DSE-3						DSE-4						T.MARK SGPA6 RESULT CI / TC	T.MARK SGPA1 RESULT CI / TC	T.MARK SGPA2 RESULT CI / TC	T.MARK SGPA3 RESULT CI / TC	T.MARK SGPA4 RESULT CI / TC	T.MARK SGPA5 RESULT CI / TC	CGPA GRADE DISTINCTION FINAL RESULT	REMARK	EXAM ROLL NO DATE OF PUBLICATION					
	ES	MS	PR	AGG	GR	GP	CP	ES	MS	PR	AGG	GR	GP	CP	ES	MS	PR	AGG	GR	GP	CP	ES	MS	PR										AGG	GR	GP	CP	
	80/50	20	30	100	CR	-	6	80/50	20	30	100	CR	-	6	80/50	20	30	100	CR	-	6	100/80/50	20	30										100	CR	-	6	
1602010190490001 ABHISHEK THAKUR 1885 / 2600 992 / 1400	BIO TECHNOLOGY						BIO TECHNOLOGY							BIO TECHNOLOGY								BIO TECHNOLOGY								314	287	304	350	360	270	7.74 A Distinction PASS		1602010190490001 25/06/2019
1602010190490002 AFREEN KHAN 1955 / 2600 1071 / 1400	BIO TECHNOLOGY						BIO TECHNOLOGY							BIO TECHNOLOGY								BIO TECHNOLOGY								332	288	299	344	372	320	8.16 A Distinction PASS		1602010190490002 25/06/2019
1602010190490003 AKASH KUMAR PANDEY 1861 / 2600 1003 / 1400	BIO TECHNOLOGY						BIO TECHNOLOGY							BIO TECHNOLOGY								BIO TECHNOLOGY								297	284	294	323	365	298	7.81 A Distinction PASS		1602010190490003 25/06/2019
1602010190490004 ALOK SAHU 1684 / 2600 890 / 1400	BIO TECHNOLOGY						BIO TECHNOLOGY							BIO TECHNOLOGY								BIO TECHNOLOGY								288	231	255	304	338	268	7.01 B+ PASS		1602010190490004 25/06/2019
1602010190490005 ALORA SAHOO 1815 / 2600 971 / 1400	BIO TECHNOLOGY						BIO TECHNOLOGY							BIO TECHNOLOGY								BIO TECHNOLOGY								297	264	297	311	343	303	7.53 A Distinction PASS		1602010190490005 25/06/2019
1602010190490006 ALPITA BISWAL 1635 / 2600 839 / 1400	BIO TECHNOLOGY						BIO TECHNOLOGY							BIO TECHNOLOGY								BIO TECHNOLOGY								268	244	249	310	315	249	6.59 F FAIL		1602010190490006 25/06/2019
1602010190490007 AMAN REZINOLD BAJRAY 1771 / 2600 935 / 1400	BIO TECHNOLOGY						BIO TECHNOLOGY							BIO TECHNOLOGY								BIO TECHNOLOGY								310	274	278	314	328	267	7.35 B+ Distinction PASS		1602010190490007 25/06/2019
1602010190490008 ANNADA ROUT 2016 / 2600 1084 / 1400	BIO TECHNOLOGY						BIO TECHNOLOGY							BIO TECHNOLOGY								BIO TECHNOLOGY								315	305	322	380	382	312	8.38 A Distinction PASS		1602010190490008 25/06/2019
1602010190490009 ANKITA MISHRA 1681 / 2600 886 / 1400	BIO TECHNOLOGY						BIO TECHNOLOGY							BIO TECHNOLOGY								BIO TECHNOLOGY								262	271	249	320	326	253	7.00 B+ Distinction PASS		1602010190490009 25/06/2019

ABBREVIATION : ES-End Semester, MS-Mid Semester, PR-Practical, AGG-Aggregate, GR-Grade, GP-Grade Point, CP-Credit Point, CR-Credit, PM-Pass Mark, AB-Absent, SGPA-Semester Grade Point Average, CGPA-Cumulative Grade Point Average, B.C-Board Case  
Credit Point (CP) = Credit (CR) x Grade Points (GP), Credit Index = Sum of Credit Point (CP), Semester Grade Point Average (SGPA) = Credit Index / Total Credit

Grade - Outstanding-'O', Excellent-'A+', Very Good-'A', Good-'B+', Above Average-'B', Fair-'C', Pass-'D', Failed-'F', Absent-'F', Malpractice-'M' || Grade Point (GP) : (O=10, A+=9, A=8, B+=7, B=6, C=5, D=4, F=0, M=0)

One has to secure at least 26 out of 80, 17 out of 50 in End Sem, 40% in Practical / Project, 33% in Aggregate and must appeared Mid Sem exam in order to pass in that paper.

PRINCIPAL

CONTROLLER OF EXAMINATIONS

**UTKAL UNIVERSITY**  
**TABULATION REGISTER**  
**BACHELOR OF SCIENCE HONOURS 6TH SEMESTER REGULAR C.B.C.S. EXAMINATION 2019 ( 2016 ADMN BATCH )**

CENTER : MITS SCHOOL OF BIOTECHNOLOGY (9049)


EXAM ROLL NO STUDENT NAME CORE TOTAL G.TOTAL	CORE-13						CORE-14						DSE-3						DSE-4						T.MARK SGPA6	T.MARK SGPA1	T.MARK SGPA2	T.MARK SGPA3	T.MARK SGPA4	T.MARK SGPA5	CGPA CGPA GRADE FINAL RESULT	REMARK	EXAM ROLL NO DATE OF PUBLICATION												
	ES	MS	PR	AGG	GR	GP	CP	ES	MS	PR	AGG	GR	GP	CP	ES	MS	PR	AGG	GR	GP	CP	ES	MS	PR										AGG	GR	GP	CP	RESULT	RESULT	RESULT	RESULT	RESULT	RESULT		
	80/50	20	30	100	CR	-	6	80/50	20	30	100	CR	-	6	80/50	20	30	100	CR	-	6	100/80/50	20	30										100	CR	-	6	CI / TC	CI / TC	CI / TC	CI / TC	CI / TC	CI / TC		
1602010190490010 ARADHANA MOKARA 1695 / 2600 897 / 1400	BIO TECHNOLOGY						BIO TECHNOLOGY							BIO TECHNOLOGY								BIO TECHNOLOGY							286	243	256	335	327	248	7.18	B+	1602010190490010								
		34	12	27	73	A	8	48		21	14	27	62	B+	7	42		28	9	28	65	B+	7	42		86		86	A+	9	54	7.75	6.73	7.09	7.21	7.43	6.75	Pass	Pass	Pass	Pass	Pass	Pass	Distinction	25/06/2019
1602010190490011 ARPITA MOHAPATRA 2021 / 2600 1074 / 1400	BIO TECHNOLOGY						BIO TECHNOLOGY							BIO TECHNOLOGY								BIO TECHNOLOGY							325	312	320	366	381	317	8.39	A	1602010190490011								
		43	16	28	87	A+	9	54		29	15	28	72	A	8	48		36	15	29	80	A+	9	54		86		86	A+	9	54	8.75	8.55	8.73	8.07	8.14	8.25	Pass	Pass	Pass	Pass	Pass	Pass	PASS	25/06/2019
1602010190490012 ARPITA PANI 1885 / 2600 1009 / 1400	BIO TECHNOLOGY						BIO TECHNOLOGY							BIO TECHNOLOGY								BIO TECHNOLOGY							301	283	311	347	349	294	7.82	A	1602010190490012								
		31	14	27	72	A	8	48		35	15	27	77	A	8	48		30	8	28	66	B+	7	42		86		86	A+	9	54	8.00	7.55	8.45	7.64	7.64	7.75	Pass	Pass	Pass	Pass	Pass	Pass	Distinction	25/06/2019
1602010190490013 ARUN KUMAR MOHARANA 1997 / 2600 1078 / 1400	BIO TECHNOLOGY						BIO TECHNOLOGY							BIO TECHNOLOGY								BIO TECHNOLOGY							305	321	318	381	367	305	8.28	A	1602010190490013								
		34	16	28	78	A	8	48		33	16	28	77	A	8	48		30	9	28	67	B+	7	42		83		83	A+	9	54	8.00	8.73	8.55	8.29	8.00	8.25	Pass	Pass	Pass	Pass	Pass	Pass	Distinction	25/06/2019
1602010190490014 ASISH KUMAR MISHRA 1932 / 2600 1026 / 1400	BIO TECHNOLOGY						BIO TECHNOLOGY							BIO TECHNOLOGY								BIO TECHNOLOGY							294	321	302	379	350	286	7.88	A	1602010190490014								
		40	9	26	75	A	8	48		31	9	27	67	B+	7	42		32	9	28	69	B+	7	42		83		83	A+	9	54	7.75	8.73	8.00	8.07	7.36	7.50	Pass	Pass	Pass	Pass	Pass	Pass	Distinction	25/06/2019
1602010190490015 ASWINI KUMAR DAS 1811 / 2600 934 / 1400	BIO TECHNOLOGY						BIO TECHNOLOGY							BIO TECHNOLOGY								BIO TECHNOLOGY							283	275	290	342	347	274	7.51	A	1602010190490015								
		32	15	24	71	A	8	48		20	12	25	57	B	6	36		30	14	28	72	A	8	48		83		83	A+	9	54	7.75	7.45	7.91	7.21	7.36	7.50	Pass	Pass	Pass	Pass	Pass	Pass	PASS	25/06/2019
1602010190490016 AUROSHIS MAHAKUD 1653 / 2600 852 / 1400	BIO TECHNOLOGY						BIO TECHNOLOGY							BIO TECHNOLOGY								BIO TECHNOLOGY							270	272	265	306	301	239	6.88	B+	1602010190490016								
		29	12	23	64	B+	7	42		20	9	25	54	B	6	36		32	9	28	69	B+	7	42		83		83	A+	9	54	7.25	7.55	7.18	6.43	6.57	6.50	Pass	Pass	Pass	Pass	Pass	Pass	PASS	25/06/2019
1602010190490017 BACHANA SAHOO 1525 / 2600 780 / 1400	BIO TECHNOLOGY						BIO TECHNOLOGY							BIO TECHNOLOGY								BIO TECHNOLOGY							238	229	255	293	274	236	6.26	F	1602010190490017								
		43	8	23	74	A	8	48		10	11	23	44	F	0	0		24	8	23	55	B	6	36		65		65	B+	7	42	5.25	6.55	6.64	6.64	6.00	6.50	Fail	Pass	Pass	Pass	Pass	Pass	FAIL	25/06/2019
1602010190490018 BIJAYALAXMI SAHOO 2190 / 2600 1188 / 1400	BIO TECHNOLOGY						BIO TECHNOLOGY							BIO TECHNOLOGY								BIO TECHNOLOGY							348	347	331	408	418	338	9.03	A+	1602010190490018								
		48	19	27	94	O	10	60		34	18	29	81	A+	9	54		39	17	29	85	A+	9	54		88		88	A+	9	54	9.25	9.00	8.73	8.93	9.00	9.25	Pass	Pass	Pass	Pass	Pass	Pass	Distinction	25/06/2019

ABBREVIATION : ES-End Semester, MS-Mid Semester, PR-Practical, AGG-Aggregate, GR-Grade, GP-Grade Point, CP-Credit Point, CR-Credit, PM-Pass Mark, AB-Absent, SGPA-Semester Grade Point Average, CGPA-Cumulative Grade Point Average, B.C-Board Case  
Credit Point (CP) = Credit (CR) x Grade Points (GP), Credit Index = Sum of Credit Point (CP), Semester Grade Point Average (SGPA) = Credit Index / Total Credit

Grade - Outstanding-'O', Excellent-'A+', Very Good-'A', Good-'B+', Above Average-'B', Fair-'C', Pass-'D', Failed-'F', Absent-'F', Malpractice-'M' || Grade Point (GP) : (O=10, A+=9, A=8, B+=7, B=6, C=5, D=4, F=0, M=0)

One has to secure at least 26 out of 80, 17 out of 50 in End Sem, 40% in Practical / Project, 33% in Aggregate and must appeared Mid Sem exam in order to pass in that paper.

PRINCIPAL

  
CONTROLLER OF EXAMINATIONS

**UTKAL UNIVERSITY**  
**TABULATION REGISTER**  
**BACHELOR OF SCIENCE HONOURS 6TH SEMESTER REGULAR C.B.C.S. EXAMINATION 2019 ( 2016 ADMN BATCH )**

CENTER : MITS SCHOOL OF BIOTECHNOLOGY (9049)

EXAM ROLL NO STUDENT NAME CORE TOTAL G.TOTAL	CORE-13						CORE-14						DSE-3						DSE-4						T.MARK SGPA6	T.MARK SGPA1	T.MARK SGPA2	T.MARK SGPA3	T.MARK SGPA4	T.MARK SGPA5	CGPA GRADE DISTINCTION	EXAM ROLL NO DATE OF PUBLICATION																
	ES	MS	PR	AGG	GR	GP	CP	ES	MS	PR	AGG	GR	GP	CP	ES	MS	PR	AGG	GR	GP	CP	ES	MS	PR									AGG	GR	GP	CP	RESULT	RESULT	RESULT	RESULT	RESULT	RESULT	CI / TC	CI / TC	CI / TC	CI / TC	CI / TC	CI / TC
	80/50	20	30	100	CR	-	6	80/50	20	30	100	CR	-	6	80/50	20	30	100	CR	-	6	100/80/50	20	30									100	CR	-	6	PM	PM	PM	PM	PM	PM	40/33	CI / TC	CI / TC	CI / TC	CI / TC	CI / TC
1602010190490019 BIRAJEET MAJUMDER 1593 / 2600 843 / 1400	BIO TECHNOLOGY						BIO TECHNOLOGY						BIO TECHNOLOGY						BIO TECHNOLOGY						267	224	237	306	308	251	6.76	1602010190490019																
	35	9	23	67	B+	7	42	35	9	24	68	B+	7	42	28	9	25	62	B+	7	42	70			70	A	8	48	7.25	6.18	6.36	6.79	6.86	7.00	B+	25/06/2019												
	PM						PM						PM						PM						174/24	136/22	140/22	190/28	192/28	168/24	PASS																	
1602010190490020 BISWARANJAN PATRA 2119 / 2600 1149 / 1400	BIO TECHNOLOGY						BIO TECHNOLOGY						BIO TECHNOLOGY						BIO TECHNOLOGY						341	334	315	396	418	315	8.72	1602010190490020																
	45	19	29	93	O	10	60	34	19	29	82	A+	9	54	32	17	29	78	A	8	48	88			88	A+	9	54	9.00	9.00	8.45	8.50	9.07	8.25	A+	25/06/2019												
	PM						PM						PM						PM						216/24	198/22	186/22	238/28	254/28	198/24	PASS																	
1602010190490021 CHANDAN KUMAR OJHA 2014 / 2600 1065 / 1400	BIO TECHNOLOGY						BIO TECHNOLOGY						BIO TECHNOLOGY						BIO TECHNOLOGY						333	303	304	380	382	312	8.26	1602010190490021																
	41	18	26	85	A+	9	54	32	17	29	78	A	8	48	39	17	28	84	A+	9	54	86			86	A+	9	54	8.75	8.27	8.00	8.07	8.21	8.25	A	25/06/2019												
	PM						PM						PM						PM						210/24	182/22	176/22	226/28	230/28	198/24	Distinction PASS																	
1602010190490022 CHANDRABHANU MOHAPATRA 1653 / 2600 865 / 1400	BIO TECHNOLOGY						BIO TECHNOLOGY						BIO TECHNOLOGY						BIO TECHNOLOGY						286	214	233	309	328	283	6.93	1602010190490022																
	38	8	24	70	A	8	48	30	14	25	69	B+	7	42	31	9	27	67	B+	7	42	80			80	A+	9	54	7.75	6.00	6.09	6.64	7.21	7.75	B+	25/06/2019												
	PM						PM						PM						PM						186/24	132/22	134/22	186/28	202/28	186/24	PASS																	
1602010190490023 CHINMAYEE CHHOTARAY 2169 / 2600 1161 / 1400	BIO TECHNOLOGY						BIO TECHNOLOGY						BIO TECHNOLOGY						BIO TECHNOLOGY						344	337	324	410	420	334	8.95	1602010190490023																
	44	20	27	91	O	10	60	33	19	28	80	A+	9	54	41	18	28	87	A+	9	54	86			86	A+	9	54	9.25	8.73	8.73	8.93	9.21	8.75	A+	25/06/2019												
	PM						PM						PM						PM						222/24	192/22	192/22	250/28	258/28	210/24	Distinction PASS																	
1602010190490024 CHINMAYEE PRIYADARSINI 2135 / 2600 1164 / 1400	BIO TECHNOLOGY						BIO TECHNOLOGY						BIO TECHNOLOGY						BIO TECHNOLOGY						336	318	324	396	429	332	8.81	1602010190490024																
	39	19	29	87	A+	9	54	35	19	29	83	A+	9	54	35	16	29	80	A+	9	54	86			86	A+	9	54	9.00	8.55	8.73	8.50	9.07	9.00	A+	25/06/2019												
	PM						PM						PM						PM						216/24	188/22	192/22	238/28	254/28	216/24	PASS																	
1602010190490025 CHIRANTANA KALITA 2008 / 2600 1071 / 1400	BIO TECHNOLOGY						BIO TECHNOLOGY						BIO TECHNOLOGY						BIO TECHNOLOGY						307	314	305	387	368	327	8.12	1602010190490025																
	40	16	27	83	A+	9	54	25	16	26	67	B+	7	42	32	16	26	74	A	8	48	83			83	A+	9	54	8.25	8.18	8.18	8.07	7.64	8.50	A	25/06/2019												
	PM						PM						PM						PM						198/24	180/22	180/22	226/28	214/28	204/24	Distinction PASS																	
1602010190490027 DEBASHISH PATRA 1690 / 2600 881 / 1400	BIO TECHNOLOGY						BIO TECHNOLOGY						BIO TECHNOLOGY						BIO TECHNOLOGY						264	288	264	312	312	250	7.04	1602010190490027																
	38	9	26	73	A	8	48	25	11	25	61	B+	7	42	27	9	24	60	B+	7	42	70			70	A	8	48	7.50	7.45	6.91	6.86	6.86	6.75	B+	25/06/2019												
	PM						PM						PM						PM						180/24	164/22	152/22	192/28	192/28	162/24	PASS																	
1602010190490028 DHANUJ KUMAR SAHOO 1769 / 2600 931 / 1400	BIO TECHNOLOGY						BIO TECHNOLOGY						BIO TECHNOLOGY						BIO TECHNOLOGY						298	270	279	326	326	270	7.36	1602010190490028																
	43	12	24	79	A	8	48	25	16	25	66	B+	7	42	33	13	25	71	A	8	48	82			82	A+	9	54	8.00	7.45	7.73	6.86	7.07	7.25	B+	25/06/2019												
	PM						PM						PM						PM						192/24	164/22	170/22	192/28	198/28	174/24	PASS																	

**ABBREVIATION** : ES-End Semester, MS-Mid Semester, PR-Practical, AGG-Aggregate, GR-Grade, GP-Grade Point, CP-Credit Point, CR-Credit, PM-Pass Mark, AB-Absent, SGPA-Semester Grade Point Average, CGPA-Cumulative Grade Point Average, B.C-Board Case  
 Credit Point (CP) = Credit (CR) x Grade Points (GP), Credit Index = Sum of Credit Point (CP), Semester Grade Point Average (SGPA) = Credit Index / Total Credit

**Grade** - Outstanding-'O', Excellent-'A+', Very Good-'A', Good-'B+', Above Average-'B', Fair-'C', Pass-'D', Failed-'F', Absent-'F', Malpractice-'M' || **Grade Point (GP)** : (O=10, A+=9, A=8, B+=7, B=6, C=5, D=4, F=0, M=0)

**One has to secure at least 26 out of 80, 17 out of 50 in End Sem, 40% in Practical / Project, 33% in Aggregate and must appeared Mid Sem exam in order to pass in that paper.**

PRINCIPAL

  
 CONTROLLER OF EXAMINATIONS



**UTKAL UNIVERSITY  
TABULATION REGISTER**

**BACHELOR OF SCIENCE HONOURS 6TH SEMESTER REGULAR C.B.C.S. EXAMINATION 2019 ( 2016 ADMN BATCH )**

CENTER : MITS SCHOOL OF BIOTECHNOLOGY (9049)

EXAM ROLL NO STUDENT NAME CORE TOTAL G.TOTAL	CORE-13						CORE-14						DSE-3						DSE-4						T.MARK SGPA6 RESULT CI / TC	T.MARK SGPA1 RESULT CI / TC	T.MARK SGPA2 RESULT CI / TC	T.MARK SGPA3 RESULT CI / TC	T.MARK SGPA4 RESULT CI / TC	T.MARK SGPA5 RESULT CI / TC	CGPA GRADE DISTINCTION FINAL RESULT REM	EXAM ROLL NO DATE OF PUBLICATION			
	ES	MS	PR	AGG	GR	GP CP	ES	MS	PR	AGG	GR	GP CP	ES	MS	PR	AGG	GR	GP CP	ES	MS	PR	AGG	GR	GP CP											
	80/50	20	30	100	CR	- 6	80/50	20	30	100	CR	- 6	80/50	20	30	100	CR	- 6	100/80/50	20	30	100	CR	- 6											
1602010190490029 DIBYA MOHAN PRUSTY 1937 / 2600 1028 / 1400	BIO TECHNOLOGY						BIO TECHNOLOGY						BIO TECHNOLOGY						BIO TECHNOLOGY							40/33	309	287	287	372	376	306	8.07 A Distinction PASS	1602010190490029	
	45	14	27	86	A+	9 54	28	18	26	72	A	8 48	27	15	26	68	B+	7 42	83	83	A+	9 54	8.25	8.00	7.73	8.07	8.29	8.00	198/24	176/22	170/22	226/28	232/28	192/24	25/06/2019
1602010190490030 DIPTILATA DAS 1641 / 2600 857 / 1400	BIO TECHNOLOGY						BIO TECHNOLOGY						BIO TECHNOLOGY						BIO TECHNOLOGY								286	230	221	306	340	258	7.75 6.09 5.00 5.50 7.07 7.25	1602010190490030	
	34	10	24	68	B+	7 42	30	16	25	71	A	8 48	30	8	26	64	B+	7 42	83	83	A+	9 54	186/24	134/22	110/22	154/28	198/28	174/24	WITHHELD	25/06/2019					
1602010190490031 DURGAMADHAB SWAIN 1776 / 2600 947 / 1400	BIO TECHNOLOGY						BIO TECHNOLOGY						BIO TECHNOLOGY						BIO TECHNOLOGY								284	262	272	344	334	280	7.47 B+ Distinction PASS	1602010190490031	
	29	13	27	69	B+	7 42	28	17	26	71	A	8 48	29	10	25	64	B+	7 42	80	80	A+	9 54	186/24	160/22	164/22	208/28	208/28	180/24	25/06/2019						
1602010190490032 FAIZAN JAMAL 1893 / 2600 1037 / 1400	BIO TECHNOLOGY						BIO TECHNOLOGY						BIO TECHNOLOGY						BIO TECHNOLOGY								308	284	299	345	352	305	7.86 A Distinction PASS	1602010190490032	
	34	17	28	79	A	8 48	29	16	27	72	A	8 48	34	10	27	71	A	8 48	86	86	A+	9 54	198/24	166/22	182/22	210/28	216/28	192/24	25/06/2019						
1602010190490033 HARAPRIYA SAHOO 1977 / 2600 1060 / 1400	BIO TECHNOLOGY						BIO TECHNOLOGY						BIO TECHNOLOGY						BIO TECHNOLOGY								320	310	301	381	367	298	8.14 A Distinction PASS	1602010190490033	
	41	14	26	81	A+	9 54	32	18	26	76	A	8 48	34	16	27	77	A	8 48	86	86	A+	9 54	204/24	188/22	176/22	226/28	218/28	192/24	25/06/2019						
1602010190490034 HOMADEEPALI MOHANTY 2036 / 2600 1099 / 1400	BIO TECHNOLOGY						BIO TECHNOLOGY						BIO TECHNOLOGY						BIO TECHNOLOGY								320	304	319	371	402	320	8.45 A Distinction PASS	1602010190490034	
	42	16	27	85	A+	9 54	32	18	27	77	A	8 48	34	14	27	75	A	8 48	83	83	A+	9 54	204/24	182/22	192/22	226/28	236/28	210/24	25/06/2019						
1602010190490035 IPSHITA NEHA PATNAIK 1695 / 2600 905 / 1400	BIO TECHNOLOGY						BIO TECHNOLOGY						BIO TECHNOLOGY						BIO TECHNOLOGY								260	263	261	329	340	242	6.89 F FAIL	1602010190490035	
	32	8	25	65	B+	7 42	6	11	26	43	F	0 0	36	8	25	69	B+	7 42	83	83	A+	9 54	138/24	160/22	156/22	202/28	208/28	156/24	25/06/2019						
1602010190490036 JAYASHREE SAHA 1703 / 2600 915 / 1400	BIO TECHNOLOGY						BIO TECHNOLOGY						BIO TECHNOLOGY						BIO TECHNOLOGY								293	254	235	314	343	264	6.96 B+ Distinction PASS	1602010190490036	
	41	11	26	78	A	8 48	33	9	25	67	B+	7 42	36	8	24	68	B+	7 42	80	80	A+	9 54	186/24	148/22	142/22	184/28	202/28	168/24	25/06/2019						
1602010190490037 JYOTI SINGH 1944 / 2600 1037 / 1400	BIO TECHNOLOGY						BIO TECHNOLOGY						BIO TECHNOLOGY						BIO TECHNOLOGY								324	282	306	350	384	298	8.03 A Distinction PASS	1602010190490037	
	41	15	27	83	A+	9 54	32	17	27	76	A	8 48	36	15	28	79	A	8 48	86	86	A+	9 54	204/24	164/22	180/22	212/28	236/28	192/24	25/06/2019						

**ABBREVIATION :** ES-End Semester, MS-Mid Semester, PR-Practical, AGG-Aggregate, GR-Grade, GP-Grade Point, CP-Credit Point, CR-Credit, PM-Pass Mark, AB-Absent, SGPA-Semester Grade Point Average, CGPA-Cumulative Grade Point Average, B.C-Board Case

Credit Point (CP) = Credit (CR) x Grade Points (GP), Credit Index = Sum of Credit Point (CP), Semester Grade Point Average (SGPA) = Credit Index / Total Credit  
Grade - Outstanding-'O', Excellent-'A+', Very Good-'A', Good-'B+', Above Average-'B', Fair-'C', Pass-'D', Failed-'F', Absent-'F', Malpractice-'M' || Grade Point (GP) : (O=10, A+=9, A=8, B+=7, B=6, C=5, D=4, F=0, M=0)  
One has to secure at least 26 out of 80, 17 out of 50 in End Sem, 40% in Practical / Project, 33% in Aggregate and must appeared Mid Sem exam in order to pass in that paper.

PRINCIPAL

  
CONTROLLER OF EXAMINATIONS

**UTKAL UNIVERSITY**  
**TABULATION REGISTER**

**BACHELOR OF SCIENCE HONOURS 6TH SEMESTER REGULAR C.B.C.S. EXAMINATION 2019 (2016 ADMN BATCH)**

CENTER : MITS SCHOOL OF BIOTECHNOLOGY (9049)

EXAM ROLL NO STUDENT NAME CORE TOTAL G.TOTAL	CORE-13						CORE-14						DSE-3						DSE-4						T.MARK SGPA6 RESULT CI / TC	T.MARK SGPA1 RESULT CI / TC	T.MARK SGPA2 RESULT CI / TC	T.MARK SGPA3 RESULT CI / TC	T.MARK SGPA4 RESULT CI / TC	T.MARK SGPA5 RESULT CI / TC	CGPA GRADE DISTINCTION FINAL RESULT	REMARK	EXAM ROLL NO DATE OF PUBLICATION										
	ES	MS	PR	AGG	GR	GP	CP	ES	MS	PR	AGG	GR	GP	CP	ES	MS	PR	AGG	GR	GP	CP	ES	MS	PR										AGG	GR	GP	CP						
	80/50	20	30	100	CR	-	6	80/50	20	30	100	CR	-	6	80/50	20	30	100	CR	-	6	100/80/50	20	30										100	CR	-	6						
1602010190490038 KABINDRA SAHU 2006 / 2600 1097 / 1400	BIO TECHNOLOGY						BIO TECHNOLOGY							BIO TECHNOLOGY								BIO TECHNOLOGY								322	297	314	374	399	300	8.24 A		1602010190490038					
		36	17	29	82	A+	9	54		31	18	29	78	A	8	48		32	16	28	76	A	8	48		86					86	A+	9	54	8.50	8.09	8.27	8.14	8.43	8.00	Distinction PASS		25/06/2019
																															204/24	178/22	182/22	228/28	236/28	192/24							
1602010190490039 KRUPASINDHU MAHANTA 1880 / 2600 1014 / 1400	BIO TECHNOLOGY						BIO TECHNOLOGY							BIO TECHNOLOGY								BIO TECHNOLOGY								305	275	279	359	361	301	7.81 A		1602010190490039					
		34	13	28	75	A	8	48		32	16	27	75	A	8	48		30	18	27	75	A	8	48		80					80	A+	9	54	8.25	7.27	7.73	7.64	7.93	8.00	Distinction PASS		25/06/2019
																															198/24	160/22	170/22	214/28	222/28	192/24							
1602010190490040 KUMAR JANMEJAY 1772 / 2600 962 / 1400	BIO TECHNOLOGY						BIO TECHNOLOGY							BIO TECHNOLOGY								BIO TECHNOLOGY								302	255	267	336	341	271	7.39 B+		1602010190490040					
		37	15	28	80	A+	9	54		32	14	28	74	A	8	48		28	9	28	65	B+	7	42		83					83	A+	9	54	8.25	6.73	7.18	7.21	7.43	7.50	Distinction PASS		25/06/2019
																															198/24	148/22	158/22	202/28	208/28	180/24							
1602010190490041 LAXMIPRIYA DALEI 1790 / 2600 978 / 1400	BIO TECHNOLOGY						BIO TECHNOLOGY							BIO TECHNOLOGY								BIO TECHNOLOGY								307	267	256	331	358	271	7.42 B+		1602010190490041					
		40	13	25	78	A	8	48		36	14	26	76	A	8	48		32	12	27	71	A	8	48		82					82	A+	9	54	8.25	7.27	6.82	7.21	7.64	7.25	Distinction PASS		25/06/2019
																															198/24	160/22	150/22	202/28	214/28	174/24							
1602010190490042 LOPAMUDRA PATEL 1613 / 2600 818 / 1400	BIO TECHNOLOGY						BIO TECHNOLOGY							BIO TECHNOLOGY								BIO TECHNOLOGY								287	227	241	307	314	237	6.70 B+		1602010190490042					
		26	15	25	66	B+	7	42		33	13	26	72	A	8	48		26	14	26	66	B+	7	42		83					83	A+	9	54	7.75	6.27	6.09	6.71	6.79	6.50	Distinction PASS		25/06/2019
																															186/24	138/22	134/22	188/28	190/28	156/24							
1602010190490043 MADALASA KHETI 1694 / 2600 912 / 1400	BIO TECHNOLOGY						BIO TECHNOLOGY							BIO TECHNOLOGY								BIO TECHNOLOGY								289	242	238	316	347	262	7.08 B+		1602010190490043					
		41	11	24	76	A	8	48		31	9	25	65	B+	7	42		31	9	25	65	B+	7	42		83					83	A+	9	54	7.75	6.82	6.45	6.71	7.43	7.25	Distinction PASS		25/06/2019
																															186/24	150/22	142/22	188/28	208/28	174/24							
1602010190490044 MADHUSMITA MAHANTA 1762 / 2600 953 / 1400	BIO TECHNOLOGY						BIO TECHNOLOGY							BIO TECHNOLOGY								BIO TECHNOLOGY								292	252	256	335	363	264	7.32 B+		1602010190490044					
		36	10	23	69	B+	7	42		35	16	25	76	A	8	48		30	10	25	65	B+	7	42		82					82	A+	9	54	7.75	6.82	6.91	7.21	7.86	7.25	Distinction PASS		25/06/2019
																															186/24	150/22	152/22	202/28	220/28	174/24							
1602010190490045 MALAYA KUMAR MURMU 1588 / 2600 843 / 1400	BIO TECHNOLOGY						BIO TECHNOLOGY							BIO TECHNOLOGY								BIO TECHNOLOGY								267	224	244	295	314	244	6.65 B+		1602010190490045					
		28	8	27	63	B+	7	42		30	9	26	65	B+	7	42		23	9	25	57	B	6	36		82					82	A+	9	54	7.25	6.27	6.73	6.36	6.79	6.50	Distinction PASS		25/06/2019
																															174/24	138/22	148/22	178/28	190/28	156/24							
1602010190490046 MAMALISA SAHOO 1878 / 2600 1007 / 1400	BIO TECHNOLOGY						BIO TECHNOLOGY							BIO TECHNOLOGY								BIO TECHNOLOGY								307	278	292	340	388	273	7.78 A		1602010190490046					
		43	16	26	85	A+	9	54		35	11	26	72	A	8	48		31	11	25	67	B+	7	42		83					83	A+	9	54	8.25	7.55	7.73	7.43	8.43	7.25	Distinction PASS		25/06/2019
																															198/24	166/22	170/22	208/28	236/28	174/24							

ABBREVIATION : ES-End Semester, MS-Mid Semester, PR-Practical, AGG-Aggregate, GR-Grade, GP-Grade Point, CP-Credit Point, CR-Credit, PM-Pass Mark, AB-Absent, SGPA-Semester Grade Point Average, CGPA-Cumulative Grade Point Average, B.C-Board Case  
Credit Point (CP) = Credit (CR) x Grade Points (GP), Credit Index = Sum of Credit Point (CP), Semester Grade Point Average (SGPA) = Credit Index / Total Credit

Grade - Outstanding-'O', Excellent-'A+', Very Good-'A', Good-'B+', Above Average-'B', Fair-'C', Pass-'D', Failed-'F', Absent-'F', Malpractice-'M' || Grade Point (GP) : (O=10, A+=9, A=8, B+=7, B=6, C=5, D=4, F=0, M=0)  
One has to secure at least 26 out of 80, 17 out of 50 in End Sem, 40% in Practical / Project, 33% in Aggregate and must appeared Mid Sem exam in order to pass in that paper.

PRINCIPAL

CONTROLLER OF EXAMINATIONS

**UTKAL UNIVERSITY  
TABULATION REGISTER**

**BACHELOR OF SCIENCE HONOURS 6TH SEMESTER REGULAR C.B.C.S. EXAMINATION 2019 ( 2016 ADMN BATCH )**

CENTER : MITS SCHOOL OF BIOTECHNOLOGY (9049)

EXAM ROLL NO STUDENT NAME CORE TOTAL G.TOTAL	CORE-13						CORE-14						DSE-3						DSE-4						T.MARK SGPA6 RESULT CI / TC	T.MARK SGPA1 RESULT CI / TC	T.MARK SGPA2 RESULT CI / TC	T.MARK SGPA3 RESULT CI / TC	T.MARK SGPA4 RESULT CI / TC	T.MARK SGPA5 RESULT CI / TC	CGPA GRADE DISTINCTION FINAL RESULT	EXAM ROLL NO DATE OF PUBLICATION
	ES	MS	PR	AGG	GR	GP CP	ES	MS	PR	AGG	GR	GP CP	ES	MS	PR	AGG	GR	GP CP	ES	MS	PR	AGG	GR	GP CP								
	80/50	20	30	100	CR	- 6	80/50	20	30	100	CR	- 6	80/50	20	30	100	CR	- 6	100/80/50	20	30	100	CR	- 6								
1602010190490048 MANSIKHA PATRA 1922 / 2600 1041 / 1400	BIO TECHNOLOGY						BIO TECHNOLOGY						BIO TECHNOLOGY						BIO TECHNOLOGY						299	299	300	344	374	306	7.96 A Distinction PASS	1602010190490048 25/06/2019
1602010190490049 MANASWINI GIRI 2182 / 2600 1196 / 1400	BIO TECHNOLOGY						BIO TECHNOLOGY						BIO TECHNOLOGY						BIO TECHNOLOGY						347	329	339	389	428	350	8.96 A+ Distinction PASS	1602010190490049 25/06/2019
1602010190490050 MANISHA MISHRA 2000 / 2600 1079 / 1400	BIO TECHNOLOGY						BIO TECHNOLOGY						BIO TECHNOLOGY						BIO TECHNOLOGY						307	307	310	383	398	295	8.24 A Distinction PASS	1602010190490050 25/06/2019
1602010190490051 MONALISHA KISHAN 1742 / 2600 933 / 1400	BIO TECHNOLOGY						BIO TECHNOLOGY						BIO TECHNOLOGY						BIO TECHNOLOGY						282	268	271	326	342	253	7.34 B+ Distinction PASS	1602010190490051 25/06/2019
1602010190490052 MONDEEP BANERJEE 1655 / 2600 894 / 1400	BIO TECHNOLOGY						BIO TECHNOLOGY						BIO TECHNOLOGY						BIO TECHNOLOGY						275	248	252	328	309	243	6.91 B+ Distinction PASS	1602010190490052 25/06/2019
1602010190490053 NAHID PARWIN 1925 / 2600 1028 / 1400	BIO TECHNOLOGY						BIO TECHNOLOGY						BIO TECHNOLOGY						BIO TECHNOLOGY						302	292	299	344	391	297	8.03 A Distinction PASS	1602010190490053 25/06/2019
1602010190490054 NEHA PUROHIT 1663 / 2600 893 / 1400	BIO TECHNOLOGY						BIO TECHNOLOGY						BIO TECHNOLOGY						BIO TECHNOLOGY						249	268	245	315	341	245	6.89 F FAIL	1602010190490054 25/06/2019
1602010190490055 NILAM SRUTI MISHRA 1717 / 2600 906 / 1400	BIO TECHNOLOGY						BIO TECHNOLOGY						BIO TECHNOLOGY						BIO TECHNOLOGY						268	239	257	341	361	251	7.15 B+ Distinction PASS	1602010190490055 25/06/2019
1602010190490056 NILAYA KUMAR PANDA 1849 / 2600 1012 / 1400	BIO TECHNOLOGY						BIO TECHNOLOGY						BIO TECHNOLOGY						BIO TECHNOLOGY						294	273	296	343	369	274	7.73 A Distinction PASS	1602010190490056 25/06/2019

ABBREVIATION : ES-End Semester, MS-Mid Semester, PR-Practical, AGG-Aggregate, GR-Grade, GP-Grade Point, CP-Credit Point, CR-Credit, PM-Pass Mark, AB-Absent, SGPA-Semester Grade Point Average, CGPA-Cumulative Grade Point Average, B.C-Board Case  
Credit Point (CP) = Credit (CR) x Grade Points (GP), Credit Index = Sum of Credit Point (CP), Semester Grade Point Average (SGPA) = Credit Index / Total Credit  
Grade - Outstanding-'O', Excellent-'A+', Very Good-'A', Good-'B+', Above Average-'B', Fair-'C', Pass-'D', Failed-'F', Absent-'F', Malpractice-'M' || Grade Point (GP) : (O=10, A+=9, A=8, B+=7, B=6, C=5, D=4, F=0, M=0)  
One has to secure at least 26 out of 80, 17 out of 50 in End Sem, 40% in Practical / Project, 33% in Aggregate and must appeared Mid Sem exam in order to pass in that paper.

PRINCIPAL

CONTROLLER OF EXAMINATIONS

**UTKAL UNIVERSITY  
TABULATION REGISTER**


**BACHELOR OF SCIENCE HONOURS 6TH SEMESTER REGULAR C.B.C.S. EXAMINATION 2019 ( 2016 ADMN BATCH )**

CENTER : MITS SCHOOL OF BIOTECHNOLOGY (9049)

EXAM ROLL NO STUDENT NAME CORE TOTAL G.TOTAL	CORE-13						CORE-14						DSE-3						DSE-4						T.MARK SGPA6 RESULT CI / TC	T.MARK SGPA1 RESULT CI / TC	T.MARK SGPA2 RESULT CI / TC	T.MARK SGPA3 RESULT CI / TC	T.MARK SGPA4 RESULT CI / TC	T.MARK SGPA5 RESULT CI / TC	CGPA GRADE DISTINCTION FINAL RESULT	REMARK	EXAM ROLL NO DATE OF PUBLICATION										
	ES	MS	PR	AGG	GR	GP CP	ES	MS	PR	AGG	GR	GP CP	ES	MS	PR	AGG	GR	GP CP	ES	MS	PR	AGG	GR	GP CP																			
	80/50	20	30	100	CR	- 6	80/50	20	30	100	CR	- 6	80/50	20	30	100	CR	- 6	100/80/50	20	30	100	CR	- 6																			
1602010190490057 P. AGNEE KUMARI 1843 / 2600 981 / 1400	BIO TECHNOLOGY						BIO TECHNOLOGY						BIO TECHNOLOGY						BIO TECHNOLOGY						307	262	308	351	352	263	7.62		1602010190490057										
	PM	33					PM	33					PM	33					PM	40/33					86						86	A+	9	54	8.25	7.00	8.18	7.43	7.86	7.00	Distinction		25/06/2019
1602010190490058 PIYUSH KUMAR KAR 1623 / 2600 867 / 1400	BIO TECHNOLOGY						BIO TECHNOLOGY						BIO TECHNOLOGY						BIO TECHNOLOGY						198/24	154/22	180/22	208/28	220/28	168/24	6.78		1602010190490058										
	23	8	27	58	B	6	36	26	12	26	64	B+	7	42	25	8	25	58	B	6	36	70						70	A	8	48	6.75	6.00	6.64	7.21	6.93	7.00	Distinction		25/06/2019			
1602010190490059 PRADIPTA PRAN NATH 1583 / 2600 855 / 1400	BIO TECHNOLOGY						BIO TECHNOLOGY						BIO TECHNOLOGY						BIO TECHNOLOGY						162/24	132/22	146/22	202/28	194/28	168/24	6.62		1602010190490059										
	27	12	24	63	B+	7	42	20	13	24	57	B	6	36	31	13	24	68	B+	7	42	75						75	A	8	48	7.00	7.18	7.27	6.21	6.07	6.25	Distinction		25/06/2019			
1602010190490060 PRAGYAN PARAMITA PANDA 1901 / 2600 1013 / 1400	BIO TECHNOLOGY						BIO TECHNOLOGY						BIO TECHNOLOGY						BIO TECHNOLOGY						168/24	158/22	160/22	174/28	170/28	150/24	7.89		1602010190490060										
	32	13	24	69	B+	7	42	34	15	25	74	A	8	48	33	14	27	74	A	8	48	83						83	A+	9	54	8.00	8.00	7.91	7.64	8.29	7.50	Distinction		25/06/2019			
1602010190490061 PRALEKHA MOHANTY 1938 / 2600 1035 / 1400	BIO TECHNOLOGY						BIO TECHNOLOGY						BIO TECHNOLOGY						BIO TECHNOLOGY						192/24	176/22	174/22	214/28	232/28	180/24	7.99		1602010190490061										
	35	14	28	77	A	8	48	33	11	26	70	A	8	48	32	10	25	67	B+	7	42	83						83	A+	9	54	8.00	7.27	8.45	7.64	8.50	8.00	Distinction		25/06/2019			
1602010190490062 PRIYAMBADA MOHARANA 1758 / 2600 948 / 1400	BIO TECHNOLOGY						BIO TECHNOLOGY						BIO TECHNOLOGY						BIO TECHNOLOGY						192/24	160/22	186/22	214/28	238/28	192/24	7.28		1602010190490062										
	31	8	27	66	B+	7	42	32	16	26	74	A	8	48	30	9	25	64	B+	7	42	83						83	A+	9	54	7.75	6.82	7.36	7.50	7.21	7.00	Distinction		25/06/2019			
1602010190490063 PRIYANKA PANDA 1783 / 2600 971 / 1400	BIO TECHNOLOGY						BIO TECHNOLOGY						BIO TECHNOLOGY						BIO TECHNOLOGY						186/24	150/22	162/22	210/28	202/28	168/24	7.35		1602010190490063										
	34	15	24	73	A	8	48	32	16	25	73	A	8	48	29	12	25	66	B+	7	42	83						83	A+	9	54	8.00	7.55	7.45	7.00	7.43	6.75	Distinction		25/06/2019			
1602010190490064 PRIYANKA PRADHAN 1927 / 2600 1054 / 1400	BIO TECHNOLOGY						BIO TECHNOLOGY						BIO TECHNOLOGY						BIO TECHNOLOGY						192/24	166/22	164/22	196/28	208/28	162/24	7.91		1602010190490064										
	35	17	24	76	A	8	48	40	12	25	77	A	8	48	33	15	26	74	A	8	48	83						83	A+	9	54	8.25	8.00	8.27	7.21	8.07	7.75	Distinction		25/06/2019			
1602010190490065 PURABI MANGARAJ 1752 / 2600 942 / 1400	BIO TECHNOLOGY						BIO TECHNOLOGY						BIO TECHNOLOGY						BIO TECHNOLOGY						198/24	176/22	182/22	202/28	226/28	186/24	7.35		1602010190490065										
	35	10	27	72	A	8	48	37	10	26	73	A	8	48	29	12	25	66	B+	7	42	83						83	A+	9	54	8.00	7.55	7.18	6.57	7.21	7.75	Distinction		25/06/2019			

ABBREVIATION : ES-End Semester, MS-Mid Semester, PR-Practical, AGG-Aggregate, GR-Grade, GP-Grade Point, CP-Credit Point, CR-Credit, PM-Pass Mark, AB-Absent, SGPA-Semester Grade Point Average, CGPA-Cumulative Grade Point Average, B.C-Board Case  
 Credit Point (CP) = Credit (CR) x Grade Points (GP), Credit Index = Sum of Credit Point (CP), Semester Grade Point Average (SGPA) = Credit Index / Total Credit  
 Grade - Outstanding-'O', Excellent-'A+', Very Good-'A', Good-'B+', Above Average-'B', Fair-'C', Pass-'D', Failed-'F', Absent-'F', Malpractice-'M' || Grade Point (GP) : (O=10, A+=9, A=8, B+=7, B=6, C=5, D=4, F=0, M=0)  
 One has to secure at least 26 out of 80, 17 out of 50 in End Sem, 40% in Practical / Project, 33% in Aggregate and must appeared Mid Sem exam in order to pass in that paper.

PRINCIPAL

  
CONTROLLER OF EXAMINATIONS


**UTKAL UNIVERSITY**  
**TABULATION REGISTER**  
**BACHELOR OF SCIENCE HONOURS 6TH SEMESTER REGULAR C.B.C.S. EXAMINATION 2019 ( 2016 ADMN BATCH )**

CENTER : MITS SCHOOL OF BIOTECHNOLOGY (9049)

EXAM ROLL NO STUDENT NAME CORE TOTAL G.TOTAL	CORE-13						CORE-14						DSE-3						DSE-4						T.MARK SGPA6	T.MARK SGPA1	T.MARK SGPA2	T.MARK SGPA3	T.MARK SGPA4	T.MARK SGPA5	CGPA GRADE DISTINCTION	EXAM ROLL NO DATE OF PUBLICATION										
	ES	MS	PR	AGG	GR	GP	CP	ES	MS	PR	AGG	GR	GP	CP	ES	MS	PR	AGG	GR	GP	CP	ES	MS	PR									AGG	GR	GP	CP	T.MARK	T.MARK	T.MARK	T.MARK	T.MARK	T.MARK
	80/50	20	30	100	CR	-	6	80/50	20	30	100	CR	-	6	80/50	20	30	100	CR	-	6	100/80/50	20	30									100	CR	-	6	RESULT	RESULT	RESULT	RESULT	RESULT	RESULT
	PM		33				PM		33				PM		33				PM		40/33				CI / TC	CI / TC	CI / TC	CI / TC	CI / TC	CI / TC	CGPA	FINAL RESULT	REM									
<b>1602010190490066</b> RAKESH RANJAN SAHOO 1679 / 2600 908 / 1400	BIO TECHNOLOGY						BIO TECHNOLOGY						BIO TECHNOLOGY						BIO TECHNOLOGY						265	210	264	325	333	282	<b>7.07</b> <b>B+</b> <b>Distinction</b> <b>PASS</b>	<b>1602010190490066</b> <b>25/06/2019</b>										
	18	8	26	52	B	6	36	26	16	26	68	B+	7	42	27	10	26	63	B+	7	42	82		82	A+	9	54	7.25	6.00	6.91	7.07	7.29	7.75									
																								174/24	132/22	152/22	198/28	204/28	186/24													
<b>1602010190490067</b> RAMAKANTA SAHOO 1599 / 2600 892 / 1400	BIO TECHNOLOGY						BIO TECHNOLOGY						BIO TECHNOLOGY						BIO TECHNOLOGY						290	233	232	281	333	230	<b>6.64</b> <b>B+</b> <b>Distinction</b> <b>PASS</b>	<b>1602010190490067</b> <b>25/06/2019</b>										
	32	10	27	69	B+	7	42	28	17	26	71	A	8	48	28	13	26	67	B+	7	42	83		83	A+	9	54	7.75	6.45	6.00	6.21	7.07	6.25									
																								186/24	142/22	132/22	174/28	198/28	150/24													
<b>1602010190490068</b> RUPALI RACHNA MOHANTY 1937 / 2600 1041 / 1400	BIO TECHNOLOGY						BIO TECHNOLOGY						BIO TECHNOLOGY						BIO TECHNOLOGY						296	308	316	353	385	279	<b>7.91</b> <b>A</b> <b>Distinction</b> <b>PASS</b>	<b>1602010190490068</b> <b>25/06/2019</b>										
	34	15	27	76	A	8	48	31	12	26	69	B+	7	42	30	10	28	68	B+	7	42	83		83	A+	9	54	7.75	8.27	8.18	7.79	8.21	7.25									
																								186/24	182/22	180/22	218/28	230/28	174/24													
<b>1602010190490069</b> S. MAHESH PATRA 1803 / 2600 975 / 1400	BIO TECHNOLOGY						BIO TECHNOLOGY						BIO TECHNOLOGY						BIO TECHNOLOGY						290	272	281	325	364	271	<b>7.49</b> <b>B+</b> <b>Distinction</b> <b>PASS</b>	<b>1602010190490069</b> <b>25/06/2019</b>										
	39	12	27	78	A	8	48	33	13	26	72	A	8	48	36	9	25	70	A	8	48	70		70	A	8	48	8.00	7.27	7.64	7.00	7.79	7.25									
																								192/24	160/22	168/22	196/28	218/28	174/24													
<b>1602010190490070</b> SAMPREET SUVANKAR RAY 1584 / 2600 842 / 1400	BIO TECHNOLOGY						BIO TECHNOLOGY						BIO TECHNOLOGY						BIO TECHNOLOGY						257	212	245	291	342	237	<b>6.64</b> <b>B+</b> <b>Distinction</b> <b>PASS</b>	<b>1602010190490070</b> <b>25/06/2019</b>										
	23	9	26	58	B	6	36	20	13	26	59	B	6	36	27	8	25	60	B+	7	42	80		80	A+	9	54	7.00	5.82	6.73	6.36	7.29	6.50									
																								168/24	128/22	148/22	178/28	204/28	156/24													
<b>1602010190490071</b> SANDEEP KUMAR ROUT 194 / 2600 100 / 1400	BIO TECHNOLOGY						BIO TECHNOLOGY						BIO TECHNOLOGY						BIO TECHNOLOGY						0	155	39	0			<b>0.17</b> <b>F</b> <b>FAIL</b>	<b>1602010190490071</b> <b>25/06/2019</b>										
	AB	AB	AB	0	F	0	0	AB	AB	AB	0	F	0	0	AB	AB	AB	0	F	0	0	AB			0	F	0	0	0.00	0.73	0.00	0.00										
																								0/24	16/22	0/22	0/28	/	/													
<b>1602010190490072</b> SANDIP KUMAR ROURAY 1693 / 2600 896 / 1400	BIO TECHNOLOGY						BIO TECHNOLOGY						BIO TECHNOLOGY						BIO TECHNOLOGY						238	268	259	313	348	267	<b>6.64</b> <b>F</b> <b>FAIL</b>	<b>1602010190490072</b> <b>25/06/2019</b>										
	16	10	27	53	F	0	0	6	15	25	46	F	0	0	37	8	24	69	B+	7	42	70		70	A	8	48	3.75	7.36	6.91	6.79	7.64	7.25									
																								90/24	162/22	152/22	190/28	214/28	174/24													
<b>1602010190490073</b> SANDEEP KUMAR SINGH DEO 1731 / 2600 941 / 1400	BIO TECHNOLOGY						BIO TECHNOLOGY						BIO TECHNOLOGY						BIO TECHNOLOGY						282	265	269	295	345	275	<b>7.24</b> <b>B+</b> <b>Distinction</b> <b>PASS</b>	<b>1602010190490073</b> <b>25/06/2019</b>										
	36	10	26	72	A	8	48	35	16	26	77	A	8	48	29	9	25	63	B+	7	42	70		70	A	8	48	7.75	7.27	7.18	6.43	7.43	7.50									
																								186/24	160/22	158/22	180/28	208/28	180/24													
<b>1602010190490074</b> SARALA NAYAK 1444 / 2600 787 / 1400	BIO TECHNOLOGY						BIO TECHNOLOGY						BIO TECHNOLOGY						BIO TECHNOLOGY						219	235	210	261	304	215	<b>5.70</b> <b>F</b> <b>FAIL</b>	<b>1602010190490074</b> <b>25/06/2019</b>										
	14	8	25	47	F	0	0	11	9	25	45	F	0	0	18	8	24	50	B	6	36	77		77	A	8	48	3.50	6.36	5.82	6.00	6.64	5.75									
																								84/24	140/22	128/22	168/28	186/28	138/24													

ABBREVIATION : ES-End Semester, MS-Mid Semester, PR-Practical, AGG-Aggregate, GR-Grade, GP-Grade Point, CP-Credit Point, CR-Credit, PM-Pass Mark, AB-Absent, SGPA-Semester Grade Point Average, CGPA-Cumulative Grade Point Average, B.C-Board Case  
Credit Point (CP) = Credit (CR) x Grade Points (GP), Credit Index = Sum of Credit Point (CP), Semester Grade Point Average (SGPA) = Credit Index / Total Credit  
Grade - Outstanding-'O', Excellent-'A+', Very Good-'A', Good-'B+', Above Average-'B', Fair-'C', Pass-'D', Failed-'F', Absent-'F', Malpractice-'M' || Grade Point (GP) : (O=10, A+=9, A=8, B+=7, B=6, C=5, D=4, F=0, M=0)  
One has to secure at least 26 out of 80, 17 out of 50 in End Sem, 40% in Practical / Project, 33% in Aggregate and must appeared Mid Sem exam in order to pass in that paper.

PRINCIPAL

  
CONTROLLER OF EXAMINATIONS

**UTKAL UNIVERSITY**  
**TABULATION REGISTER**  
**BACHELOR OF SCIENCE HONOURS 6TH SEMESTER REGULAR C.B.C.S. EXAMINATION 2019 ( 2016 ADMN BATCH )**


CENTER : MITS SCHOOL OF BIOTECHNOLOGY (9049)

EXAM ROLL NO STUDENT NAME CORE TOTAL G.TOTAL	CORE-13						CORE-14						DSE-3						DSE-4						T.MARK SGPA6	T.MARK SGPA1	T.MARK SGPA2	T.MARK SGPA3	T.MARK SGPA4	T.MARK SGPA5	CGPA DISTINCTION FINAL RESULT	REMARK	EXAM ROLL NO DATE OF PUBLICATION										
	ES	MS	PR	AGG	GR	GP	CP	ES	MS	PR	AGG	GR	GP	CP	ES	MS	PR	AGG	GR	GP	CP	ES	MS	PR										AGG	GR	GP	CP	RESULT	RESULT	RESULT	RESULT	RESULT	RESULT
	80/50	20	30	100	CR	-	6	80/50	20	30	100	CR	-	6	80/50	20	30	100	CR	-	6	100/80/50	20	30										100	CR	-	6	PM	40/33	CI / TC	CI / TC	CI / TC	CI / TC
1602010190490075 SASMITA MOHANTY 1904 / 2600 1005 / 1400	BIO TECHNOLOGY						BIO TECHNOLOGY						BIO TECHNOLOGY						BIO TECHNOLOGY						313	291	268	333	382	317	7.89	A	1602010190490075										
	38	12	25	75	A	8	48	38	16	25	79	A	8	48	39	13	24	76	A	8	48	83	83	A+	9	54	8.25	7.82	7.45	7.21	8.14	8.50	Distinction		25/06/2019								
	Pass						Pass						Pass						Pass						198/24	172/22	164/22	202/28	228/28	204/24	PASS												
1602010190490076 SHIBANI ROUT 1935 / 2600 1060 / 1400	BIO TECHNOLOGY						BIO TECHNOLOGY						BIO TECHNOLOGY						BIO TECHNOLOGY						292	294	315	351	401	282	7.95	A	1602010190490076										
	31	14	25	70	A	8	48	35	13	25	73	A	8	48	32	10	24	66	B+	7	42	83	83	A+	9	54	8.00	8.00	8.45	7.43	8.57	7.25	Distinction		25/06/2019								
	Pass						Pass						Pass						Pass						192/24	176/22	186/22	208/28	240/28	174/24	PASS												
1602010190490077 SHIBANI PANIGRAHI 2006 / 2600 1101 / 1400	BIO TECHNOLOGY						BIO TECHNOLOGY						BIO TECHNOLOGY						BIO TECHNOLOGY						325	322	294	363	408	294	8.26	A	1602010190490077										
	41	17	25	83	A+	9	54	39	19	25	83	A+	9	54	38	14	24	76	A	8	48	83	83	A+	9	54	8.75	8.55	8.09	7.86	8.57	7.75	Distinction		25/06/2019								
	Pass						Pass						Pass						Pass						210/24	188/22	178/22	220/28	240/28	186/24	PASS												
1602010190490078 SHIVANI SENAPATI 1851 / 2600 1007 / 1400	BIO TECHNOLOGY						BIO TECHNOLOGY						BIO TECHNOLOGY						BIO TECHNOLOGY						300	289	269	342	365	286	7.62	A	1602010190490078										
	30	14	25	69	B+	7	42	39	12	25	76	A	8	48	31	16	25	72	A	8	48	83	83	A+	9	54	8.00	7.82	7.18	7.43	7.79	7.50	Distinction		25/06/2019								
	Pass						Pass						Pass						Pass						192/24	172/22	158/22	208/28	218/28	180/24	PASS												
1602010190490079 SHRABANI DAS 1469 / 2600 824 / 1400	BIO TECHNOLOGY						BIO TECHNOLOGY						BIO TECHNOLOGY						BIO TECHNOLOGY						259	214	202	275	284	235	6.27	B	1602010190490079										
	26	8	24	58	B	6	36	27	13	25	65	B+	7	42	20	11	25	56	B	6	36	80	80	A+	9	54	7.00	5.91	5.73	6.00	6.43	6.50	Distinction		25/06/2019								
	Pass						Pass						Pass						Pass						168/24	130/22	126/22	168/28	180/28	156/24	PASS												
1602010190490080 SHREYA PADHI 1915 / 2600 1018 / 1400	BIO TECHNOLOGY						BIO TECHNOLOGY						BIO TECHNOLOGY						BIO TECHNOLOGY						305	289	291	344	397	289	7.86	A	1602010190490080										
	37	13	28	78	A	8	48	38	12	26	76	A	8	48	31	13	25	69	B+	7	42	82	82	A+	9	54	8.00	7.73	7.82	7.43	8.43	7.75	Distinction		25/06/2019								
	Pass						Pass						Pass						Pass						192/24	170/22	172/22	208/28	236/28	186/24	PASS												
1602010190490081 SRIKANTA BARIK 1867 / 2600 1033 / 1400	BIO TECHNOLOGY						BIO TECHNOLOGY						BIO TECHNOLOGY						BIO TECHNOLOGY						295	296	300	342	363	271	7.73	A	1602010190490081										
	40	12	27	79	A	8	48	34	13	26	73	A	8	48	27	13	25	65	B+	7	42	78	78	A	8	48	7.75	7.82	8.09	7.43	8.07	7.25	Distinction		25/06/2019								
	Pass						Pass						Pass						Pass						186/24	172/22	178/22	208/28	226/28	174/24	PASS												
1602010190490082 SHUBHASRI ANINDITA ROUTRAY 1876 / 2600 1022 / 1400	BIO TECHNOLOGY						BIO TECHNOLOGY						BIO TECHNOLOGY						BIO TECHNOLOGY						303	290	284	348	384	267	7.69	A	1602010190490082										
	41	12	26	79	A	8	48	36	12	26	74	A	8	48	33	8	26	67	B+	7	42	83	83	A+	9	54	8.00	7.55	7.45	7.36	8.43	7.25	Distinction		25/06/2019								
	Pass						Pass						Pass						Pass						192/24	166/22	164/22	206/28	236/28	174/24	PASS												
1602010190490083 SHWETA PRIYADARSHINI DASH 2034 / 2600 1127 / 1400	BIO TECHNOLOGY						BIO TECHNOLOGY						BIO TECHNOLOGY						BIO TECHNOLOGY						325	318	316	366	406	303	8.43	A	1602010190490083										
	42	16	26	84	A+	9	54	35	18	27	80	A+	9	54	35	15	28	78	A	8	48	83	83	A+	9	54	8.75	8.64	8.45	7.86	8.71	8.25	Distinction		25/06/2019								
	Pass						Pass						Pass						Pass						210/24	190/22	186/22	220/28	244/28	198/24	PASS												

ABBREVIATION : ES-End Semester, MS-Mid Semester, PR-Practical, AGG-Aggregate, GR-Grade, GP-Grade Point, CP-Credit Point, CR-Credit, PM-Pass Mark, AB-Absent, SGPA-Semester Grade Point Average, CGPA-Cumulative Grade Point Average, B.C-Board Case  
Credit Point (CP) = Credit (CR) x Grade Points (GP), Credit Index = Sum of Credit Point (CP), Semester Grade Point Average (SGPA) = Credit Index / Total Credit

Grade - Outstanding-'O', Excellent-'A+', Very Good-'A', Good-'B+', Above Average-'B', Fair-'C', Pass-'D', Failed-'F', Absent-'F', Malpractice-'M' || Grade Point (GP) : (O=10, A+=9, A=8, B+=7, B=6, C=5, D=4, F=0, M=0)  
One has to secure at least 26 out of 80, 17 out of 50 in End Sem, 40% in Practical / Project, 33% in Aggregate and must appeared Mid Sem exam in order to pass in that paper.

PRINCIPAL

  
CONTROLLER OF EXAMINATIONS

**UTKAL UNIVERSITY**  
**TABULATION REGISTER**  
**BACHELOR OF SCIENCE HONOURS 6TH SEMESTER REGULAR C.B.C.S. EXAMINATION 2019 ( 2016 ADMN BATCH )**

CENTER : MITS SCHOOL OF BIOTECHNOLOGY (9049)

EXAM ROLL NO STUDENT NAME CORE TOTAL G.TOTAL	CORE-13						CORE-14						DSE-3						DSE-4						T.MARK SGPA6	T.MARK SGPA1	T.MARK SGPA2	T.MARK SGPA3	T.MARK SGPA4	T.MARK SGPA5	CGPA CGPA GRADE DISTINCTION FINAL RESULT	REMARK	EXAM ROLL NO DATE OF PUBLICATION										
	ES	MS	PR	AGG	GR	GP	CP	ES	MS	PR	AGG	GR	GP	CP	ES	MS	PR	AGG	GR	GP	CP	ES	MS	PR										AGG	GR	GP	CP	RESULT	RESULT	RESULT	RESULT	RESULT	RESULT
	80/50	20	30	100	CR	-	6	80/50	20	30	100	CR	-	6	80/50	20	30	100	CR	-	6	100/80/50	20	30										100	CR	-	6	CI / TC	CI / TC	CI / TC	CI / TC	CI / TC	CI / TC
1602010190490084 SHIBA CHARAN KARARI 1640 / 2600 909 / 1400	BIO TECHNOLOGY						BIO TECHNOLOGY						BIO TECHNOLOGY						BIO TECHNOLOGY						252	237	263	302	336	250	6.89		1602010190490084										
	17	8	27	52	B	6	36	40	9	26	75	A	8	48	18	8	24	50	B	6	36	75			75	A	8	48	7.00	6.55	7.18	6.43	7.43	6.75	Distinction		25/06/2019						
1602010190490085 SIDDHARTH DAS MOHAPATRA 1661 / 2600 891 / 1400	BIO TECHNOLOGY						BIO TECHNOLOGY						BIO TECHNOLOGY						BIO TECHNOLOGY						269	280	252	286	319	255	7.07		1602010190490085										
	25	11	26	62	B+	7	42	29	8	26	63	B+	7	42	26	10	25	61	B+	7	42	83			83	A+	9	54	7.50	7.82	7.00	6.21	6.86	7.25	Distinction		25/06/2019						
1602010190490086 SIDHARTHA SUBHADARSHAN PARIDA 1597 / 2600 852 / 1400	BIO TECHNOLOGY						BIO TECHNOLOGY						BIO TECHNOLOGY						BIO TECHNOLOGY						238	259	256	318	291	235	6.65		1602010190490086										
	18	8	26	52	B	6	36	22	9	25	56	B	6	36	23	8	24	55	B	6	36	75			75	A	8	48	6.50	6.73	7.00	6.79	6.43	6.50	Pass		25/06/2019						
1602010190490087 SIDDHARTH SATPATHY 1590 / 2600 854 / 1400	BIO TECHNOLOGY						BIO TECHNOLOGY						BIO TECHNOLOGY						BIO TECHNOLOGY						255	238	251	285	332	229	6.73		1602010190490087										
	27	10	28	65	B+	7	42	22	8	26	56	B	6	36	19	8	25	52	B	6	36	82			82	A+	9	54	7.00	6.73	6.91	6.21	7.29	6.25	Distinction		25/06/2019						
1602010190490088 SILITIKA MISHRA 1854 / 2600 1009 / 1400	BIO TECHNOLOGY						BIO TECHNOLOGY						BIO TECHNOLOGY						BIO TECHNOLOGY						306	281	283	335	368	281	7.76		1602010190490088										
	42	13	25	80	A+	9	54	37	10	25	72	A	8	48	35	12	24	71	A	8	48	83			83	A+	9	54	8.50	7.55	7.45	7.43	8.07	7.50	Distinction		25/06/2019						
1602010190490089 SIMA KARMAKAR 1681 / 2600 914 / 1400	BIO TECHNOLOGY						BIO TECHNOLOGY						BIO TECHNOLOGY						BIO TECHNOLOGY						278	215	268	289	350	281	7.05		1602010190490089										
	36	8	25	69	B+	7	42	35	12	25	72	A	8	48	25	13	24	62	B+	7	42	75			75	A	8	48	7.50	6.18	7.18	6.21	7.71	7.50	Distinction		25/06/2019						
1602010190490090 SK SUNSUYA 1410 / 2600 770 / 1400	BIO TECHNOLOGY						BIO TECHNOLOGY						BIO TECHNOLOGY						BIO TECHNOLOGY						254	201	233	257	271	194	6.00		1602010190490090										
	27	9	25	61	B+	7	42	28	10	25	63	B+	7	42	24	8	23	55	B	6	36	75			75	A	8	48	7.00	5.82	6.45	5.64	5.93	5.25	Pass		25/06/2019						
1602010190490091 SOMDUTTA GHOSH 1814 / 2600 964 / 1400	BIO TECHNOLOGY						BIO TECHNOLOGY						BIO TECHNOLOGY						BIO TECHNOLOGY						310	268	288	328	344	276	7.61		1602010190490091										
	37	15	28	80	A+	9	54	31	12	28	71	A	8	48	31	15	27	73	A	8	48	86			86	A+	9	54	8.50	7.27	7.64	7.07	7.50	7.75	Distinction		25/06/2019						
1602010190490092 SOUMYARANJAN ROUT 1722 / 2600 951 / 1400	BIO TECHNOLOGY						BIO TECHNOLOGY						BIO TECHNOLOGY						BIO TECHNOLOGY						276	262	286	312	329	257	7.15		1602010190490092										
	36	9	24	69	B+	7	42	32	9	26	67	B+	7	42	29	8	26	63	B+	7	42	77			77	A	8	48	7.25	7.27	7.73	6.64	7.14	7.00	Distinction		25/06/2019						

**ABBREVIATION :** ES-End Semester, MS-Mid Semester, PR-Practical, AGG-Aggregate, GR-Grade, GP-Grade Point, CP-Credit Point, CR-Credit, PM-Pass Mark, AB-Absent, SGPA-Semester Grade Point Average, CGPA-Cumulative Grade Point Average, B.C-Board Case  
 Credit Point (CP) = Credit (CR) x Grade Points (GP), Credit Index = Sum of Credit Point (CP), Semester Grade Point Average (SGPA) = Credit Index / Total Credit

**Grade -** Outstanding-'O', Excellent-'A+', Very Good-'A', Good-'B+', Above Average-'B', Fair-'C', Pass-'D', Failed-'F', Absent-'F', Malpractice-'M' || **Grade Point (GP) :** (O=10, A+=9, A=8, B+=7, B=6, C=5, D=4, F=0, M=0)

**One has to secure at least 26 out of 80, 17 out of 50 in End Sem, 40% in Practical / Project, 33% in Aggregate and must appeared Mid Sem exam in order to pass in that paper.**

PRINCIPAL


 CONTROLLER OF EXAMINATIONS

**UTKAL UNIVERSITY  
TABULATION REGISTER**

**BACHELOR OF SCIENCE HONOURS 6TH SEMESTER REGULAR C.B.C.S. EXAMINATION 2019 ( 2016 ADMN BATCH )**

CENTER : MITS SCHOOL OF BIOTECHNOLOGY (9049)

EXAM ROLL NO STUDENT NAME CORE TOTAL G.TOTAL	CORE-13						CORE-14						DSE-3						DSE-4						T.MARK SGPA6	T.MARK SGPA1	T.MARK SGPA2	T.MARK SGPA3	T.MARK SGPA4	T.MARK SGPA5	CGPA DISTINCTION FINAL RESULT	REMARK	EXAM ROLL NO DATE OF PUBLICATION										
	ES	MS	PR	AGG	GR	GP	CP	ES	MS	PR	AGG	GR	GP	CP	ES	MS	PR	AGG	GR	GP	CP	ES	MS	PR										AGG	GR	GP	CP	T.MARK CI / TC	T.MARK CI / TC	T.MARK CI / TC	T.MARK CI / TC	T.MARK CI / TC	T.MARK CI / TC
	80/50	20	30	100	CR	-	6	80/50	20	30	100	CR	-	6	80/50	20	30	100	CR	-	6	100/80/50	20	30										100	CR	-	6	PM	40/33				
1602010190490093 SOUMYA RANJAN ROUT 1700 / 2600 923 / 1400	BIO TECHNOLOGY						BIO TECHNOLOGY							BIO TECHNOLOGY							BIO TECHNOLOGY								298	241	259	299	333	270	<b>7.16</b>		1602010190490093						
		41	14	27	82	A+	9	54		30	8	26	64	B+	7	42		31	12	26	69	B+	7	42		83		83	A+	9	54	8.00	6.82	7.00	6.64	7.29	7.25	<b>B+</b>		25/06/2019			
																										Pass	Pass	Pass	Pass	Pass	Pass	<b>Distinction</b>											
																										192/24	150/22	154/22	186/28	204/28	174/24	<b>PASS</b>											
1602010190490094 SOUMYA SASWATI 1536 / 2600 819 / 1400	BIO TECHNOLOGY						BIO TECHNOLOGY							BIO TECHNOLOGY							BIO TECHNOLOGY								256	231	245	272	301	231	<b>6.50</b>		1602010190490094						
		27	8	26	61	B+	7	42		28	10	26	64	B+	7	42		21	8	24	53	B	6	36		78		78	A	8	48	7.00	6.27	6.55	6.00	6.71	6.50	<b>B+</b>		25/06/2019			
																										Pass	Pass	Pass	Pass	Pass	Pass	<b>Distinction</b>											
																										168/24	138/22	144/22	168/28	188/28	156/24	<b>PASS</b>											
1602010190490095 SOURAV PRIYADARSI TRIPATHY 1821 / 2600 1006 / 1400	BIO TECHNOLOGY						BIO TECHNOLOGY							BIO TECHNOLOGY							BIO TECHNOLOGY								305	267	290	320	355	284	<b>7.58</b>		1602010190490095						
		41	15	28	84	A+	9	54		36	10	27	73	A	8	48		26	9	27	62	B+	7	42		86		86	A+	9	54	8.25	7.27	7.73	6.86	7.71	7.75	<b>A</b>		25/06/2019			
																										Pass	Pass	Pass	Pass	Pass	Pass	<b>Distinction</b>											
																										198/24	160/22	170/22	192/28	216/28	186/24	<b>PASS</b>											
1602010190490096 SRADHANJALI BISWAL 1972 / 2600 1083 / 1400	BIO TECHNOLOGY						BIO TECHNOLOGY							BIO TECHNOLOGY							BIO TECHNOLOGY								304	303	302	374	394	295	<b>8.32</b>		1602010190490096						
		35	13	29	77	A	8	48		36	9	28	73	A	8	48		35	9	27	71	A	8	48		83		83	A+	9	54	8.25	8.27	8.00	8.29	9.00	8.00	<b>A</b>		25/06/2019			
																										Pass	Pass	Pass	Pass	Pass	Pass	<b>Distinction</b>											
																										198/24	182/22	176/22	232/28	252/28	192/24	<b>PASS</b>											
1602010190490097 SRAOSEE BANERJEE 1683 / 2600 910 / 1400	BIO TECHNOLOGY						BIO TECHNOLOGY							BIO TECHNOLOGY							BIO TECHNOLOGY								283	242	254	308	335	261	<b>7.09</b>		1602010190490097						
		36	14	23	73	A	8	48		25	16	25	66	B+	7	42		26	9	26	61	B+	7	42		83		83	A+	9	54	7.75	6.73	6.64	6.86	7.29	7.25	<b>B+</b>		25/06/2019			
																										Pass	Pass	Pass	Pass	Pass	Pass	<b>Distinction</b>											
																										186/24	148/22	146/22	192/28	204/28	174/24	<b>PASS</b>											
1602010190490098 SRUSTI DAS 1613 / 2600 891 / 1400	BIO TECHNOLOGY						BIO TECHNOLOGY							BIO TECHNOLOGY							BIO TECHNOLOGY								266	231	256	283	336	241	<b>6.91</b>		1602010190490098						
		30	8	27	65	B+	7	42		29	8	26	63	B+	7	42		27	8	26	61	B+	7	42		77		77	A	8	48	7.25	6.27	6.91	6.43	7.71	6.75	<b>B+</b>		25/06/2019			
																										Pass	Pass	Pass	Pass	Pass	Pass	<b>Distinction</b>											
																										174/24	138/22	152/22	180/28	216/28	162/24	<b>PASS</b>											
1602010190490099 STHITAPRAGYAN SHA 1640 / 2600 881 / 1400	BIO TECHNOLOGY						BIO TECHNOLOGY							BIO TECHNOLOGY							BIO TECHNOLOGY								273	234	240	315	318	260	<b>6.86</b>		1602010190490099						
		35	10	23	68	B+	7	42		29	8	25	62	B+	7	42		26	8	27	61	B+	7	42		82		82	A+	9	54	7.50	6.45	6.09	7.07	6.93	7.00	<b>B+</b>		25/06/2019			
																										Pass	Pass	Pass	Pass	Pass	Pass	<b>Distinction</b>											
																										180/24	142/22	134/22	198/28	194/28	168/24	<b>PASS</b>											
1602010190490100 SUBHASMITA BEHERA 1515 / 2600 784 / 1400	BIO TECHNOLOGY						BIO TECHNOLOGY							BIO TECHNOLOGY							BIO TECHNOLOGY								244	235	242	277	285	232	<b>6.36</b>		1602010190490100						
		23	8	23	54	B	6	36		19	8	25	52	B	6	36		27	8	26	61	B+	7	42		77		77	A	8	48	6.75	6.45	6.64	6.07	6.14	6.25	<b>B</b>		25/06/2019			
																										Pass	Pass	Pass	Pass	Pass	Pass	<b>Distinction</b>											
																										162/24	142/22	146/22	170/28	172/28	150/24	<b>PASS</b>											
1602010190490101 SUCHISMITA SAHOO 1801 / 2600 999 / 1400	BIO TECHNOLOGY						BIO TECHNOLOGY							BIO TECHNOLOGY							BIO TECHNOLOGY								298	253	275	355	349	271	<b>7.42</b>		1602010190490101						
		38	15	28	81	A+	9	54		31	11	26	68	B+	7	42		29	12	26	67	B+	7	42		82		82	A+	9	54	8.00	6.73	7.18	7.50	7.71	7.25	<b>B+</b>		25/06/2019			
																										Pass	Pass	Pass	Pass	Pass	Pass	<b>Distinction</b>											
																										192/24	148/22	158/22	210/28	216/28	174/24	<b>PASS</b>											

**ABBREVIATION :** ES-End Semester, MS-Mid Semester, PR-Practical, AGG-Aggregate, GR-Grade, GP-Grade Point, CP-Credit Point, CR-Credit, PM-Pass Mark, AB-Absent, SGPA-Semester Grade Point Average, CGPA-Cumulative Grade Point Average, B.C-Board Case  
Credit Point (CP) = Credit (CR) x Grade Points (GP), Credit Index = Sum of Credit Point (CP), Semester Grade Point Average (SGPA) = Credit Index / Total Credit

**Grade -** Outstanding-'O', Excellent-'A+', Very Good-'A', Good-'B+', Above Average-'B', Fair-'C', Pass-'D', Failed-'F', Absent-'F', Malpractice-'M' || Grade Point (GP) : (O=10, A+=9, A=8, B+=7, B=6, C=5, D=4, F=0, M=0)

**One has to secure at least 26 out of 80, 17 out of 50 in End Sem, 40% in Practical / Project, 33% in Aggregate and must appeared Mid Sem exam in order to pass in that paper.**

PRINCIPAL

CONTROLLER OF EXAMINATIONS



UTKAL UNIVERSITY  
TABULATION REGISTER

## BACHELOR OF SCIENCE HONOURS 6TH SEMESTER REGULAR C.B.C.S. EXAMINATION 2019 ( 2016 ADMN BATCH )

CENTER : MITS SCHOOL OF BIOTECHNOLOGY (9049)


EXAM ROLL NO STUDENT NAME CORE TOTAL G.TOTAL	CORE-13						CORE-14						DSE-3						DSE-4						T.MARK SGPA6 RESULT CI / TC	T.MARK SGPA1 RESULT CI / TC	T.MARK SGPA2 RESULT CI / TC	T.MARK SGPA3 RESULT CI / TC	T.MARK SGPA4 RESULT CI / TC	T.MARK SGPA5 RESULT CI / TC	CGPA CGPA GRADE DISTINCTION FINAL RESULT	EXAM ROLL NO DATE OF PUBLICATION										
	ES	MS	PR	AGG	GR	GP	CP	ES	MS	PR	AGG	GR	GP	CP	ES	MS	PR	AGG	GR	GP	CP	ES	MS	PR									AGG	GR	GP	CP						
	80/50	20	30	100	CR	-	6	80/50	20	30	100	CR	-	6	80/50	20	30	100	CR	-	6	100/80/50	20	30	100	CR	-	6														
	PM			33			PM			33			PM			33			PM			40/33																				
1602010190490102 SUDIPTA BAL 1820 / 2600 989 / 1400	BIO TECHNOLOGY						BIO TECHNOLOGY						BIO TECHNOLOGY						BIO TECHNOLOGY						299	267	277	332	357	288	7.49 B+	1602010190490102										
	33	14	27	74	A	8 48	33	12	27	72	A	8 48	28	15	27	70	A	8 48	83			83	A+	9 54	8.25	7.18	7.18	6.86	7.71	7.75	Distinction PASS	25/06/2019										
1602010190490103 SUNITA DAS 1855 / 2600 1020 / 1400	BIO TECHNOLOGY						BIO TECHNOLOGY						BIO TECHNOLOGY						BIO TECHNOLOGY						288	264	278	353	387	285	7.77 A	1602010190490103										
	38	8	24	70	A	8 48	34	12	25	71	A	8 48	29	9	26	64	B+	7 42	83			83	A+	9 54	8.00	7.09	7.73	7.64	8.29	7.75	Distinction PASS	25/06/2019										
1602010190490104 SUPRAVA PRADHAN 1867 / 2600 1009 / 1400	BIO TECHNOLOGY						BIO TECHNOLOGY						BIO TECHNOLOGY						BIO TECHNOLOGY						311	264	284	351	378	279	7.69 A	1602010190490104										
	37	15	26	78	A	8 48	35	16	26	77	A	8 48	33	15	26	74	A	8 48	82			82	A+	9 54	8.25	7.27	7.36	7.43	8.21	7.50	Distinction PASS	25/06/2019										
1602010190490105 SURAJ PRASAD PANDA 1800 / 2600 982 / 1400	BIO TECHNOLOGY						BIO TECHNOLOGY						BIO TECHNOLOGY						BIO TECHNOLOGY						304	279	278	325	343	271	7.59 A	1602010190490105										
	38	10	27	75	A	8 48	34	14	27	75	A	8 48	31	14	27	72	A	8 48	82			82	A+	9 54	8.25	7.55	7.73	7.29	7.36	7.50	Distinction PASS	25/06/2019										
1602010190490106 SUSHREE TAMANNA SAHOO 1916 / 2600 1044 / 1400	BIO TECHNOLOGY						BIO TECHNOLOGY						BIO TECHNOLOGY						BIO TECHNOLOGY						311	266	279	380	371	309	7.97 A	1602010190490106										
	39	15	26	80	A+	9 54	34	12	27	73	A	8 48	30	17	28	75	A	8 48	83			83	A+	9 54	8.50	7.09	7.45	8.29	8.07	8.25	Distinction PASS	25/06/2019										
1602010190490107 SWAGAT KUMAR TRIPATHY 1810 / 2600 990 / 1400	BIO TECHNOLOGY						BIO TECHNOLOGY						BIO TECHNOLOGY						BIO TECHNOLOGY						291	265	282	349	363	260	7.57 A	1602010190490107										
	35	13	27	75	A	8 48	34	9	26	69	B+	7 42	27	11	26	64	B+	7 42	83			83	A+	9 54	7.75	7.27	7.45	7.71	7.86	7.25	Distinction PASS	25/06/2019										
1602010190490108 SWAGATIKA DASH 1847 / 2600 1021 / 1400	BIO TECHNOLOGY						BIO TECHNOLOGY						BIO TECHNOLOGY						BIO TECHNOLOGY						304	269	285	342	371	276	7.57 A	1602010190490108										
	38	13	26	77	A	8 48	32	13	26	71	A	8 48	34	13	26	73	A	8 48	83			83	A+	9 54	8.25	7.27	7.45	7.07	7.86	7.50	Distinction PASS	25/06/2019										
1602010190490109 SWATI MISHRA 1869 / 2600 1014 / 1400	BIO TECHNOLOGY						BIO TECHNOLOGY						BIO TECHNOLOGY						BIO TECHNOLOGY						298	296	296	338	379	262	7.70 A	1602010190490109										
	37	13	26	76	A	8 48	34	13	26	73	A	8 48	29	11	26	66	B+	7 42	83			83	A+	9 54	8.00	8.00	7.73	7.43	7.86	7.25	Distinction PASS	25/06/2019										
1602010190490110 SWETA DASH 1954 / 2600 1071 / 1400	BIO TECHNOLOGY						BIO TECHNOLOGY						BIO TECHNOLOGY						BIO TECHNOLOGY						291	305	309	382	385	282	8.16 A	1602010190490110										
	34	12	28	74	A	8 48	35	12	26	73	A	8 48	27	8	26	61	B+	7 42	83			83	A+	9 54	8.00	8.18	8.18	8.29	8.50	7.75	Distinction PASS	25/06/2019										

ABBREVIATION : ES-End Semester, MS-Mid Semester, PR-Practical, AGG-Aggregate, GR-Grade, GP-Grade Point, CP-Credit Point, CR-Credit, PM-Pass Mark, AB-Absent, SGPA-Semester Grade Point Average, CGPA-Cumulative Grade Point Average, B.C-Board Case  
Credit Point (CP) = Credit (CR) x Grade Points (GP), Credit Index = Sum of Credit Point (CP), Semester Grade Point Average (SGPA) = Credit Index / Total Credit

Grade - Outstanding-'O', Excellent-'A+', Very Good-'A', Good-'B+', Above Average-'B', Fair-'C', Pass-'D', Failed-'F', Absent-'F', Malpractice-'M' || Grade Point (GP) : (O=10, A+=9, A=8, B+=7, B=6, C=5, D=4, F=0, M=0)

One has to secure at least 26 out of 80, 17 out of 50 in End Sem, 40% in Practical / Project, 33% in Aggregate and must appeared Mid Sem exam in order to pass in that paper.

PRINCIPAL


  
CONTROLLER OF EXAMINATIONS

**UTKAL UNIVERSITY  
TABULATION REGISTER**

**BACHELOR OF SCIENCE HONOURS 6TH SEMESTER REGULAR C.B.C.S. EXAMINATION 2019 (2016 ADMN BATCH)**

CENTER : MITS SCHOOL OF BIOTECHNOLOGY (9049)

EXAM ROLL NO STUDENT NAME CORE TOTAL G.TOTAL	CORE-13						CORE-14						DSE-3						DSE-4						T.MARK SGPA6 RESULT CI / TC	T.MARK SGPA1 RESULT CI / TC	T.MARK SGPA2 RESULT CI / TC	T.MARK SGPA3 RESULT CI / TC	T.MARK SGPA4 RESULT CI / TC	T.MARK SGPA5 RESULT CI / TC	CGPA GRADE DISTINCTION FINAL RESULT	EXAM ROLL NO DATE OF PUBLICATION				
	ES	MS	PR	AGG	GR	GP	CP	ES	MS	PR	AGG	GR	GP	CP	ES	MS	PR	AGG	GR	GP	CP	ES	MS	PR									AGG	GR	GP	CP
	80/50	20	30	100	CR	-	6	80/50	20	30	100	CR	-	6	80/50	20	30	100	CR	-	6	100/80/50	20	30									100	CR	-	6
1602010190490111 SWETA MOHANTY 2031 / 2600 1101 / 1400	BIO TECHNOLOGY						BIO TECHNOLOGY						BIO TECHNOLOGY						BIO TECHNOLOGY						321	305	308	394	407	296	8.46 A Distinction PASS	1602010190490111 25/06/2019				
	PM			33			PM			33			PM			33			PM			40/33			8.50	8.27	8.45	8.50	9.14	7.75						
	204/24	182/22	186/22	238/28	256/28	186/24	204/24	182/22	186/22	238/28	256/28	186/24	204/24	182/22	186/22	238/28	256/28	186/24	204/24	182/22	186/22	238/28	256/28	186/24	Pass	Pass	Pass	Pass	Pass	Pass						
1602010190490112 SWETASWINI PANY 1898 / 2600 1016 / 1400	BIO TECHNOLOGY						BIO TECHNOLOGY						BIO TECHNOLOGY						BIO TECHNOLOGY						301	252	276	360	401	308	7.85 A Distinction PASS	1602010190490112 25/06/2019				
	35	11	27	73	A	8	48	33	13	28	74	A	8	48	32	11	28	71	A	8	48	83			83	A+	9	54								
	198/24	146/22	158/22	220/28	242/28	198/24	198/24	146/22	158/22	220/28	242/28	198/24	198/24	146/22	158/22	220/28	242/28	198/24	198/24	146/22	158/22	220/28	242/28	198/24	Pass	Pass	Pass	Pass	Pass	Pass						
1602010190490113 UMAPRASAD BARIK 1729 / 2600 959 / 1400	BIO TECHNOLOGY						BIO TECHNOLOGY						BIO TECHNOLOGY						BIO TECHNOLOGY						291	238	262	323	360	255	7.16 B+ PASS	1602010190490113 25/06/2019				
	30	11	27	68	B+	7	42	34	12	29	75	A	8	48	27	11	28	66	B+	7	42	82			82	A+	9	54								
	186/24	148/22	152/22	192/28	220/28	162/24	186/24	148/22	152/22	192/28	220/28	162/24	186/24	148/22	152/22	192/28	220/28	162/24	186/24	148/22	152/22	192/28	220/28	162/24	Pass	Pass	Pass	Pass	Pass	Pass						
1602010190490114 URMI MADHUSMITA SAMAL 1698 / 2600 944 / 1400	BIO TECHNOLOGY						BIO TECHNOLOGY						BIO TECHNOLOGY						BIO TECHNOLOGY						289	221	252	338	357	241	7.08 B+ Distinction PASS	1602010190490114 25/06/2019				
	31	15	25	71	A	8	48	35	9	25	69	B+	7	42	33	8	25	66	B+	7	42	83			83	A+	9	54								
	186/24	130/22	148/22	208/28	214/28	162/24	186/24	130/22	148/22	208/28	214/28	162/24	186/24	130/22	148/22	208/28	214/28	162/24	186/24	130/22	148/22	208/28	214/28	162/24	Pass	Pass	Pass	Pass	Pass	Pass						
1602010190490115 UTKALIKA MOHANTY 1753 / 2600 934 / 1400	BIO TECHNOLOGY						BIO TECHNOLOGY						BIO TECHNOLOGY						BIO TECHNOLOGY						268	248	279	348	365	245	7.26 B+ Distinction PASS	1602010190490115 25/06/2019				
	27	8	26	61	B+	7	42	27	9	26	62	B+	7	42	35	8	25	68	B+	7	42	77			77	A	8	48								
	174/24	150/22	162/22	214/28	212/28	162/24	174/24	150/22	162/22	214/28	212/28	162/24	174/24	150/22	162/22	214/28	212/28	162/24	174/24	150/22	162/22	214/28	212/28	162/24	Pass	Pass	Pass	Pass	Pass	Pass						
1602010190490116 ARPITA MOHAPATRA 1750 / 2600 952 / 1400	BIO TECHNOLOGY						BIO TECHNOLOGY						BIO TECHNOLOGY						BIO TECHNOLOGY						265	226	260	356	376	267	7.23 B+ PASS	1602010190490116 25/06/2019				
	23	8	26	57	B	6	36	31	10	26	67	B+	7	42	31	9	25	65	B+	7	42	76			76	A	8	48								
	168/24	138/22	152/22	220/28	224/28	168/24	168/24	138/22	152/22	220/28	224/28	168/24	168/24	138/22	152/22	220/28	224/28	168/24	168/24	138/22	152/22	220/28	224/28	168/24	Pass	Pass	Pass	Pass	Pass	Pass						

ABBREVIATION : ES-End Semester, MS-Mid Semester, PR-Practical, AGG-Aggregate, GR-Grade, GP-Grade Point, CP-Credit Point, CR-Credit, PM-Pass Mark, AB-Absent, SGPA-Semester Grade Point Average, CGPA-Cumulative Grade Point Average, B.C-Board Case  
Credit Point (CP) = Credit (CR) x Grade Points (GP), Credit Index = Sum of Credit Point (CP), Semester Grade Point Average (SGPA) = Credit Index / Total Credit  
Grade - Outstanding-'O', Excellent-'A+', Very Good-'A', Good-'B+', Above Average-'B', Fair-'C', Pass-'D', Failed-'F', Absent-'F', Malpractice-'M' || Grade Point (GP) : (O=10, A+=9, A=8, B+=7, B=6, C=5, D=4, F=0, M=0)  
One has to secure at least 26 out of 80, 17 out of 50 in End Sem, 40% in Practical / Project, 33% in Aggregate and must appeared Mid Sem exam in order to pass in that paper.

PRINCIPAL

CONTROLLER OF EXAMINATIONS

GRADING SYSTEM			
Qualification	Grade	Mark Secured from 100	Grade Point
Outstanding	'O'	90-100	10
Excellent	'A+'	80-89	9
Very Good	'A'	70-79	8
Good	'B+'	60-69	7
Above Average	'B'	50-59	6
Fair	'C'	45-49	5
Pass	'D'	33-44	4
Failed	'F'	Below 33	0
Absent	'F'		0

Malpractice	'M'		0
-------------	-----	--	---

Handwritten text, possibly a signature or date, located in the lower right quadrant of the page.