



Studies in Big Data 129

Sanjiban Sekhar Roy
Ching-Hsien Hsu
Venkateshwara Kagita *Editors*

Deep Learning Applications in Image Analysis

 Springer


Director
MITS School of Biotechnology
Bhubaneswar

Contents

| | |
|---|-----|
| Autoencoder and Deep Convolutional Generative Adversarial Network in Improving the Performance of Bangla Handwritten Character Recognition | 1 |
| Tanzina Akter Tani, Mir Moynuddin Ahmed Shibly, Md. Shoumique Hasan, Nilofa Yeasmin, and Shamim Ripon | |
| Deep Learning-Based Approaches Using Feature Selection Methods for Automatic Diagnosis of COVID-19 Disease from X-Ray Images | 27 |
| Burak Taşci | |
| Image Captioning Using Deep Transfer Learning | 51 |
| Tapan Kumar Das | |
| Vehicle Over Speed Detection System | 63 |
| K. Ganesan, N. S. Manikandan, and Vijayan Sugumaran | |
| An Intelligent System for Video-Based Proximity Analysis | 89 |
| Sergey Antonov, Mikhail Bogachev, Pavel Leyba, Aleksandr Sinitca, and Dmitrii Kaplun | |
| Deep Learning-Based Conjunctival Melanoma Detection Using Ocular Surface Images | 113 |
| Kanchon Kanti Podder, Mohammad Kaosar Alam, Zakaria Shams Siam, Khandaker Reajul Islam, Proma Dutta, Adam Mushtak, Amith Khandakar, Shona Pedersen, and Muhammad E. H. Chowdhury | |
| Plant Diseases Classification Using Neural Network: AlexNet | 133 |
| Mohd Anas, Sanjiban Sekhar Roy, Kunwar S. Srivastava, and Jashabir Chakraborty | |
| Hyperspectral Images: A Succinct Analytical Deep Learning Study | 149 |
| L. Sandeep Kumar, G. K. Panda, and B. K. Tripathy | |

Hyperspectral Images: A Succinct Analytical Deep Learning Study

Ladee Sandeep Kumar, G. K. Panda and B. K. Tripathy

Abstract Hyper spectral image (HI) classification models have been contributing in a wide spectrum of real-world applications ranging from human-need based applications to global safety issues with core concepts of classification, segmentation, anomaly detection and prediction. The use of DL on satellite images and to achieve best performance, the research is swiftly trending from traditional machine learning to deep learning approaches.

In this chapter, first we discuss the narratives of HI, source of satellite images and the role of deep learning based classification on sentinel-2 satellite HI data using 3D-CNN and validated the ground truth. In the latter part, we propose a hybrid multi-scale-spinal-net-DL technique (HybridMSSN) that can address some of key issues. The ensemble model comprises with multi-scale CNN and spinal fully connected network (SFCN) to classify the hyper spectral satellite image. Along with that, we demonstrate how the combination of 3D-CNNs and 2D-CNN play its significance in extracting the characteristics of spectral and spatial features of HI, in addition to the Principal Component Analysis (PCA) based spectral band isolations. The role of SFCN or spinal net in our model to reduce the process of global mapping with an aim for fast response and reduced computing effort in the activation function of NNs. Investigations on three common datasets showed considerable classification accuracy in comparison to four related models, despite the fact that there were few training samples, noise, and class imbalance concerns. Experimental outcomes through Python libraries in Colab platform demonstrate that in comparison with other discussed models, our models consistently achieve better accuracy in all classes with 99.16% in case of 30% training without oversampling and 99.99% in case of with oversampling

Keywords Feature Extraction, Convolutional Neural Networks, Spinal Fully Connected Networks, Hyperspectral Image, Spectral and Spatial Features

Ladi Sandeep Kumar

Biju Patnaik University of Technology, Rourkela, Odisha, India

G. K. Panda

MIT School of Biotechnology, Utkal University, Bhubaneswar, Odisha 765017 India

e-mail: drgkpmail@gmail.com

B.K. Tripathy

School of Information Technology and Engineering, VIT, Vellore, Tamil Nadu 632014, India,

e-mail: tripathybk@vit.ac.in



Director

MIT School of Biotechnology
Bhubaneswar

Studies in Computational Intelligence 1039

B. K. Tripathy
Pawan Lingras
Arpan Kumar Kar
Chiranji Lal Chowdhary *Editors*

Next Generation Healthcare Informatics

 Springer



Director
MITS School of Biotechnology
Bhubaneswar

Contents

| | |
|---|-----|
| Methods for the Recognition of Multisource Data in Intelligent Medicine: A Review and Next-Generation Trends | 1 |
| Sengul Bayrak and Eylem Yucel | |
| Deep Learning in Healthcare: Applications, Challenges, and Opportunities | 27 |
| Jyotismita Chaki | |
| Examination of Health Data Depending on Creative Use of Optimization Methods and Machine Learning Algorithms | 45 |
| Çağdaş Özer and Zeynep Orman | |
| Effect of Computation and Cognitive Bias in Healthcare Intelligence and Pharmacogenomics | 57 |
| G. K. Panda, I. K. Sahu, and D. Sahu | |
| Application of Genetic Algorithms in Healthcare: A Review | 75 |
| Sahil Sharma and Vijay Kumar | |
| Decision-Making in Healthcare Nanoinformatics | 87 |
| R. K. Mohanty and B. K. Tripathy | |
| A Succinct Analytical Study of the Usability of Encryption Methods in Healthcare Data Security | 105 |
| Abhishek, Hrudaya Kumar Tripathy, and Sushruta Mishra | |
| IoMT in Healthcare Industry—Concepts and Applications | 121 |
| Anirban Mitra, Utpal Roy, and B. K. Tripathy | |
| The Effect of Heuristic Methods Toward Performance of Health Data Analysis | 147 |
| Hatice Nizam Ozogur and Zeynep Orman | |
| AI for Stress Diagnosis at Home Environment | 173 |
| Soumen Roy, Utpal Roy, Devadatta Sinha, and Rajat Kumar Pal | |

Effect of Computation and Cognitive Bias in Healthcare Intelligence and Pharmacogenomics



G. K. Panda, I. K. Sahu, and D. Sahu

Abstract Healthcare intelligence is derived from human-centric solutions (predictive and analytical) that deal with diagnosis and treatment based on the patient's information. In an attempt to embed computational accuracy, MYCIN (a rule-based system) was developed in the 1970s, to diagnose the blood-borne bacterial infections. Pharmacogenomics, the study of individualized medicine and life-saving treatments, aims to identify the effect of genes in response to drugs and treatments. It is emerging and offering collaborative solutions of pharmacology (the science of drugs), genomics (study of genes), and machine intelligence (AI technologies). Machine learning and natural language processing are being used by IBM Watson to advance precision medicine, particularly diagnosis and treatment of cancer. But the above systems were not adopted for clinical practices, they demonstrated promise for accurate diagnoses and treatments. In the past, healthcare decisions were almost entirely made by people and integrating smart intelligent devices and models into the process raises questions about accountability, transparency, consent, and privacy. Healthcare decisions are shifting from exclusive human-centric to semi- or fully smart intelligent machines. This entails bias and ethical concerns. In the literal sense, the computation and cognitive processes of such bias effects are manifest in explicit preconceived ideas (consciously) and assumptions or stereotypes (unconsciously) as well as skewed data insights for a particular segment of class (inadvertently). The objective of the rest of discussion is to perform an analytical investigation for future healthcare informatics.

G. K. Panda (✉)

School of Biotechnology, MSB, Utkal University, Bhubaneswar, Odisha 765017, India
e-mail: drgkpmail@gmail.com

I. K. Sahu

Faculty of MCA, KA College, Ganjam, Odisha 760001, India

D. Sahu

Bank of America, 10001 Dallas Pkwy, Addison, TX 75001, USA
e-mail: debajani.sahu@bofa.com

© The Author(s), under exclusive license to Springer Nature Singapore Pte Ltd. 2022
B. K. Tripathy et al. (eds.), *Next Generation Healthcare Informatics*,
Studies in Computational Intelligence 1039,
https://doi.org/10.1007/978-981-19-2416-3_4

57


Director
MITS School of Biotechnology
Bhubaneswar



Innovations in Fermentation and Phytopharmaceutical Technologies



Edited by
Hrudayanath Thatoi
Sonali Mohapatra
Swagat Kumar Das



Cope
Director
MITS School of Biotechnology
Bhubaneswar



Chapter 1 - Photo bioreactors for production of biodiesel from algae: A short review

[Bikash Chandra Behera](#)^a, [Harisankar Dey](#)^b, [Riya Talan](#)^c, [Rashmi Ranjan Mishra](#)^c,
[Sonali Mohapatra](#)^d

Show more ▾

+ Add to Mendeley  Share  Cite

<https://doi.org/10.1016/B978-0-12-821877-8.00008-7>

[Get rights and content](#) ↗

Abstract

Due to higher production capability of carbohydrates, lipids, and proteins, microalgae are considered an alternative energy resource for biofuel production. Photo bioreactors that use light as an energy source for algal biomass can be used for the maximum production of metabolites. Hence, now it is very essential to design and develop new aspects of photo bioreactors for maximum biofuel production. Apart from the aforementioned criteria, the production cost of the bioreactor, uncontaminated algal biomass, type of photo bioreactor used, ease of using the reactor, low maintenance, and space convenience measures also play vital roles in the efficiency of the reactor. Thus, this chapter aims for a perceptive understanding of the production of biodiesel from algal biomass along with brief insights into different types of bioreactors used for biofuel production from algae.


Director
MITS School of Biotechnology
Bhubaneswar

Copyrighted Material

Biotechnological Utilization *of* Mangrove Resources



Edited by
Jayanta Kumar Patra
Rashmi Ranjan Mishra
Hrudayanath Thatoi



Copyrighted Material

09/0
20
Director
MITS School of Biotechnology
Bhubaneswar

| | | |
|------------|--|------------|
| 18.7 | Fungi | 384 |
| 18.8 | Actinomycetes | 385 |
| 18.9 | Role of microorganisms in the nutrient cycle | 385 |
| 18.10 | Biotechnological aspects of mangrove microflora | 387 |
| 18.11 | Microbes as biosurfactants | 387 |
| 18.11.1 | Advantages of biosurfactants | 388 |
| 18.11.2 | Physiological role of biosurfactants in microorganisms | 388 |
| 18.12 | Enzyme production | 389 |
| 18.13 | Bioremediation | 390 |
| 18.14 | Antimicrobial activity | 391 |
| 18.15 | Agricultural aspects of mangrove microflora | 392 |
| 18.16 | Mangrove microorganisms in plant growth | 392 |
| 18.17 | Conclusion | 393 |
| | References | 393 |
| | Further reading | 398 |
| 19. | Bionano technological approaches for degradation and decolorization of dye by mangrove plants | 399 |
| | <i>Supriya Vaish and Bhawana Pathak</i> | |
| 19.1 | Introduction | 399 |
| 19.1.1 | Textile industry | 400 |
| 19.1.2 | Dyes | 401 |
| 19.2 | Remediation treatment technology | 403 |
| 19.2.1 | Chemical treatment | 404 |
| 19.2.2 | Physical methods | 405 |
| 19.3 | Treatment technologies | 407 |
| 19.3.1 | Biological methods | 407 |
| 19.4 | Nanotechnology approaches for decontamination | 407 |
| 19.5 | Advanced treatment for dye degradation and decolorization | 407 |
| 19.5.1 | Nanobioremediation | 408 |
| 19.6 | Mangroves as bioresources for the decolorization of dye | 408 |
| 19.6.1 | Mangrove biomass and resource productivity | 409 |
| 19.7 | Conclusion and future prospects | 409 |
| | Acknowledgments | 410 |
| | References | 410 |
| | Further reading | 412 |
| 20. | Biotechnological potentials of halotolerant and halophilic bacteria from mangrove ecosystems | 413 |
| | <i>Hrudayanath Thatoi, R.R. Mishra and B.C. Behera</i> | |
| 20.1 | Introduction | 413 |
| 20.2 | Metabolites from mangroves | 415 |
| 20.3 | Microbial diversity in mangrove environment | 416 |
| 20.4 | Halophilic and halotolerant microorganisms | 416 |
| 20.5 | Biotechnological potentials of halotolerant and halophilic microorganisms | 418 |



Director

 MITS School of Biotechnology
 Bhubaneswar

Biotechnological potentials of halotolerant and halophilic bacteria from mangrove ecosystems

Hrudayanath Thatoi¹, R.R. Mishra² and B.C. Behera³

¹Department of Biotechnology, North Orissa University, Baripada, India, ²Department of Biotechnology, MITS School of Biotechnology, Bhubaneswar, India, ³School of Biological Sciences, NISER, Bhubaneswar, India

20.1 Introduction

Mangroves are typically tropical and subtropical coastal ecosystems found in the intertidal zones of river deltas and backwater areas. These mangrove ecosystems occupy nearly 60%–75% of the world's tropical and subtropical coastlines. The total mangrove area has been estimated to be 137,760 km² distributed in 118 countries and territories of the world. Mangrove ecosystems are ecologically and economically important. They protect coastlines against storm surges, tsunamis, and erosion. Nutrients produced by the mangrove ecosystem supports the communities not only of the ecosystem but also of the adjacent estuarine and coastal ecosystems (Jennerjahn and Ittekkot, 2002; Dittmar et al., 2006). Mangroves are helpful for the stabilization of the shoreline and the prevention of shore erosion and forms a barrier against storms to lessen the damage to coastal land and residents. The mangrove trees and shrubs act as sinks, which concentrate pollutants such as sewage, toxic minerals, pesticides, herbicides, and the like received from mines, industries, and urban settlements through the water channels. Apart from their ecological role, mangroves also contribute substantially to the economy of coastal communities. Mangrove ecosystems serve as nurseries and breeding grounds of several marine fauna like prawns, crabs, fishes, and molluscs, and they enhance the fishery production of nearby coastal waters by storing nutrients and detritus. Some of the important uses of mangroves in terms of ecological, economic, and social uses are presented in Table 20.1

Mangrove Microorganisms Biodiversity and Biotechnology

Thatoi • Mishra • Behera



Mangrove Microorganisms

Biodiversity and Biotechnology

Hrudayanath Thatoi
Rashmi Ranjan Mishra
Bikash Chandra Behera



Director
MITS School of Biotechnology
Bhubaneswar

Mangrove Microorganisms

Biodiversity and Biotechnology

The present book highlights diversity, distribution, ecological role and biotechnological potentials of different groups of microorganisms studied by different authors. However, details of biodiversity and biotechnology of mangrove microorganisms have been discussed with reference to mangrove ecosystem of Odisha coast specially Bhitarkanika and Mahanadi delta. This book will be immensely helpful for the students, researchers and academicians pursuing their study and research in the field of microbiology, ecology and biotechnology. Apart from the biodiversity and biotechnological potentials, the book also discusses different methods useful for isolation, characterization and biotechnological application of different groups of microorganisms which will be of great benefit to the researchers.



Dr. Hrudayanath Thatoi obtained his M.Sc, M.Phil and Ph.D. from Utkal University and presently working as Professor in Department of Biotechnology of North Orissa University, Odisha. His area of teaching and research includes microbiology, molecular biology and biotechnology. He has edited a book and published more than 225 research papers in national and international journals, proceedings of conference and book chapters. Besides he has authored 7 books.




Dr. Rashmi Ranjan Mishra obtained his M.Sc. and Ph.D. from North Orissa University and is presently working as Associate Professor in Department of Biotechnology, MITS School of Biotechnology, an affiliated College of Utkal University, Odisha, India. Dr. Mishra has more than 8 years of teaching and research experiences in the field of microbiology and biotechnology. Dr. Mishra has published more than 30 research papers in international and national journals as well as book chapters.



Dr. Bikash Chandra Behera obtained his M.Sc. and Ph.D from North Orissa University and is presently working as a Technical Assistant in NISER, Bhubaneswar. During his Ph.D., Dr. Behera has studied the Biodiversity and Biotechnological potentials of microorganisms from mangroves of Mahanadi delta, Odisha Coast. Dr. Behera has published more than 20 research papers in national and international journals as well as several book chapters.




© 1995
ISBN: 81-90-0124-031-7
9 780551 240317
www.astralinf.com


Director
MITS School of Biotechnology
Bhubaneswar

Contents

| | |
|---|-----------|
| <i>PREFACE</i> | <i>v</i> |
| 1. INTRODUCTION | 1 |
| 1.1. Importance of Mangroves | 2 |
| 1.2. World Mangroves | 3 |
| 1.3. Indian Mangroves | 5 |
| 1.4. Mangroves of Odisha | 7 |
| 1.5. Threats to Mangroves | 14 |
| 1.6. Conservation and Management of Mangroves of Odisha | 15 |
| 2. ECOLOGY OF MANGROVES | 17 |
| 2.1 Mangrove Ecotypes | 18 |
| 2.2 Ecological Importance of Mangrove | 20 |
| 2.3 Ecological Characteristics of Mangrove | 21 |
| 2.4 Limiting Water Loss | 21 |
| 2.5 Nutrient Uptake | 22 |
| 2.6 Nutrient Recycling in Mangrove Environment | 25 |
| 2.7 Carbon Content and its Cycling in Mangrove Soil | 27 |
| 2.8 Nitrogen Content & its Cycling in Mangrove Soil | 29 |
| 2.9 Phosphorus Content and its Cycling in Mangrove Soil | 31 |
| 2.10 Sulphur Content & its Cycling in Mangrove Soil | 32 |
| 2.11 Mangrove Vegetation of Different River Estuaries of Orissa Coast | 34 |
| 2.12 Physico-chemical Characteristics of Water from Mangroves of Bhitarkanika and Mahanadi Delta. | 37 |
| 2.13 Soil physico-chemical and Nutrient Content of Mangrove Soil of Bhitarkanika | 39 |



Director

ITS School of Biotechnology
Bhubaneswar

| | |
|--|------------|
| 2.14 Soil physico-chemical and Nutrient Content in soils of Mangroves of Mahanadi Delta | 39 |
| 2.15 Soil Heavy Metal Contents from Mangroves of Mahanadi Delta and Bhitarkanika | 43 |
| Conclusion | 44 |
| 3. MICROBIAL DIVERSITY OF MANGROVE ECOSYSTEM | 47 |
| 3.1 Algae | 49 |
| 3.2. Fungi | 53 |
| 3.3. Actinomycetes | 60 |
| 3.4. Bacteria | 61 |
| 3.5. Ennumeration of different groups of bacteria from Bhitarkanika and Mahanadi mangroves of Odisha | 66 |
| 3.6. Principal Component Nnalysis | 71 |
| 3.7. Phenotypic Identification of Four Important Groups of Bacteria from Mangroves of Bhitarkanika. | 72 |
| 3.8. Phenotypic and molecular studies on salt tolerant bacteria from Bhitarkanika mangrove soils. | 79 |
| 3.9. Ennumeration of Different Groups of Bacteria from Mangroves of Mahanadi Delta | 84 |
| 3.10. Principal Component Analysis | 87 |
| 3.11. Phenotypic Identification of Some Major Groups of Bacteria from Mangroves of Mahanadi Delta | 88 |
| 3.13. Sulphur oxidizing bacteria isolated from Mangrove of Mahanadi delta, Odisha | 92 |
| Conclusion | 98 |
| 4. BIOTECHNOLOGICAL POTENTIAL OF MANGROVE MICROORGANISMS | 99 |
| 4.1 Biotechnological Potential of Mangrove Microorganisms | 99 |
| 4.2. Biotechnological Potential of Bacteria Isolated from Mangroves of Odisha Coast | 104 |
| 4.3. Cellulose Degrading Bacteria from Mangroves of Mahanadi Delta. | 128 |
| 4.4. Sulphur Oxidation | 135 |
| 4.5. Evaluation of Enzyme Production from Halotolerant Bacterial Strains from Bhitarkaneku | 147 |
| 4.6. Mangrove Microorganism in Bioremediation of Heavy Metals | 148 |
| Conclusion | 156 |
| REFERENCES | 157 |


Internet of Things (IoT)

Technologies, Applications, Challenges, and Solutions



Edited by B.K. Tripathy • J. Anuradha

 CRC Press
Taylor & Francis Group


Director
MIT School of Biotechnology
Bhubaneswar

Contents

| | |
|---|------|
| Preface..... | ix |
| Acknowledgments..... | xv |
| Editors..... | xvii |
| Contributors..... | xix |
| | |
| 1. IoT-Enabled Vision System for Detection of Tint Level..... | 1 |
| <i>Ganesan Kaliyaperumal</i> | |
| 2. Supervised and Semi-Supervised Identification of Users and Activities from Wearable Device Brain Signal Recordings..... | 17 |
| <i>Glavin Wiechert, Matt Triff, Zhixing Liu, Zhicheng Yin, Shuai Zhao, Ziyun Zhong, Ruixing Zhou, and Pawan Lingras</i> | |
| 3. Internet of Things and Artificial Intelligence: A New Road to the Future Digital World..... | 41 |
| <i>Mrutyunjaya Panda and B.K. Tripathy</i> | |
| 4. Technical and Societal Challenges: Examining the Profound Impacts of IoT..... | 59 |
| <i>P.B. Pankajavalli</i> | |
| 5. Evolution of Social IoT World: Security Issues and Research Challenges..... | 77 |
| <i>G.K. Panda, B.K. Tripathy, and M.K. Padhi</i> | |
| 6. User Authentication: Keystroke Dynamics with Soft Biometric Features..... | 99 |
| <i>Soumen Roy, Devadatta Sinha, and Utpal Roy</i> | |
| 7. Internet of Nano-Things Forensics: Performing Digital Forensics in Nanoscale Systems..... | 119 |
| <i>Ezz El-Din Hemdan and Manjaiah D.H.</i> | |
| 8. Aspects of Ambient Assisted Living and Its Applications..... | 139 |
| <i>J. Anuradha and S. Vandhana</i> | |
| 9. Naming Services in the Internet of Things..... | 167 |
| <i>T.R. Sooraj, R.K. Mohanty, and B.K. Tripathy</i> | |
| 10. Review on Communication Security Issues in IoT Medical Devices..... | 189 |
| <i>Somasundaram R. and Mythili Thirugnanam</i> | |
| 11. IoT Challenges: Security..... | 211 |
| <i>Neha Golani and Rajkumar Rajasekaran</i> | |

5

Evolution of Social IoT World: Security Issues and Research Challenges

G.K.Panda

*MITS, Biju Patnaik University of Technology
Odisha, India*

B.K.Tripathy

*VIT University
Tamil Nadu, India*

M.K.Padhi

*Fan's Global Social NGN LLC
Dallas, Texas*

CONTENTS

| | |
|--|----|
| 5.1 Introduction | 78 |
| 5.2 Technological Evolution of IoT | 79 |
| 5.3 The Global Proliferation of Social Network | 80 |
| 5.4 On Emergence of Social IoT | 82 |
| 5.4.1 SIoT System Architecture | 83 |
| 5.4.2 SIoT Applications | 85 |
| 5.5 Security Issues and Research Challenges | 87 |
| 5.5.1 Security Challenges and Privacy Threats in IoT | 87 |
| 5.5.1.1 RFID Technology: Security Issues | 87 |
| 5.5.1.2 WSN Technology: Security Issues | 88 |
| 5.5.2 Security Issues in Social Networks | 90 |
| 5.5.2.1 Neighborhood Attack | 90 |
| 5.5.2.2 Social Network Anonymization | 91 |
| 5.5.3 Research Opportunities in SIoT | 92 |
| 5.6 Pro-Business and Pro-People Social IoT Services | 93 |
| 5.7 Conclusion and Future Perspectives | 96 |
| References | 97 |

77

Ceys

Director

MITS School of Biotechnology
Bhubaneswar