



2.6.3(3)

Results analysis along with Result sheet
published by the University for the
A.Y. 2020-21

RESULT ANALYSIS

A.Y.: 2020 - 21

Sl.no.	Name of the program	No. of students appeared	No. of students passed
1	M.Sc. Biotechnology	60	57
2	M.Sc. Applied microbiology	41	40
3	B.Sc. Biotechnology	113	113
4	BCA	58	50
	TOTAL	272	260



EXAM COORDINATOR



DIRECTOR

Director

MITS School of Biotechnology
Bhubaneswar

Notification No EC-I/19591/2021 Dated. 16.12.21
 EC-I/19592/2021 Dated. 16.12.21

B.Sc. IN BIOTECHNOLOGY (4TH SEMESTER) EXAMINATION, 2021

CENTRE : B.S. SCHOOL OF BIOTECHNOLOGY, BHUBANESWAR

ROLLNO	NAME	T501					P402					E					RES	REN	ROLLNO						
		SB	CB	ASC	GR1	GR2	CP1	SB	CB	ASC	GR1	GR2	CP1	SB	CB	ASC				GR1	GR2	CP1			
152540194001	ANJALIT BATHA	47	23	69	0	7	42	300	300	A	0	192	369	7.90	823	7.00	321	7.20	310	7.20	1331	7.30	F		152540194001
152540194002	ANJITA SAATHI	54	22	76	0	0	40	298	298	A	0	192	374	8.00	240	5.80	295	6.60	298	20.660	1228	6.75	P	HHH	152540194002
152540194003	ANJITA BOUTI	42	25	67	0	7	42	295	295	A	0	192	362	7.90	344	7.40	282	6.40	275	6.20	1263	6.95	P		152540194003
152540194004	ANJITA DAS	47	20	67	0	7	42	305	305	A	0	192	372	7.60	313	6.80	330	7.40	310	7.20	1336	7.30	P		152540194004
152540194005	ANJITAJALI GHUDA	48	21	69	0	7	42	306	306	A	0	192	375	7.00	350	7.80	312	7.00	314	7.00	1359	7.40	P		152540194005
152540194006	ANJURATI NAY	43	18	61	0	7	42	296	296	A	0	192	357	7.80	310	7.00	280	6.40	261	5.80	1200	6.75	P		152540194006
152540194007	ANJURATI PANDA	40	19	60	0	7	42	301	302	A	0	192	370	7.80	315	6.80	301	6.80		0.00	0	0.00	HHH	152540194007	
152540194008	ANJURANJAN NAYAK	27	22	49	0	5	30	306	306	A	0	192	355	7.40	291	6.80	285	6.40	271	6.20	1202	6.65	F		152540194008
152540194009	ANJURATI NAYAK	44	23	67	0	7	42	312	312	A	0	192	379	7.80	292	6.40	314	7.00	306	6.80	1291	7.00	P		152540194009
152540194010	ANJURITA SATAPATHY	45	27	73	0	0	40	304	304	A	0	192	377	8.00	359	7.60	344	7.40	332	7.40	1412	7.60	P		152540194010
152540194011	ANJURAN KUNAR PANDA	44	--	44	0	0	30	(ABS)	0	F	0	0	44	1.00		0.00	310	7.00		0.00	0	0.00	HHH	152540194011	
152540194012	ANJURITA PANDA	44	25	69	0	0	0	296	296	A	0	192	365	6.40	271	8.00	321	8.00	361	8.00	1468	7.95	P	HHH	152540194012

PAPER 401- (E-11) EVALUATION AND ENVIRONMENTAL BIOTECHNOLOGY, PAPER-402 PROJECT WORK

EVALUATION REGISTER

B.Sc. IN BIOTECHNOLOGY (4TH SEMESTER) EXAMINATION, 2021

CENTRE : NITS SCHOOL OF BIOTECHNOLOGY, BHUBANESHWAR

ROLLNO	NAME	T401						T402					P				RES	REH	ROLLNO					
		UN	CR	ACC	ERR	SP1	CP1	UN	ACC	ERR	SP2	CP2	TOT1	30%	TOT3	30%				TOT2	30%	TOT1	30%	30%
PH	TR	30	100				400	400				500	500	500	500									
PH	TR	30					100																	
152540194013	DHAWITRI PRATYADARSHINI	49	27	76	0	5	48	303	303	A	0	192	379	8.00	350	7.60	343	7.40	327	7.20	1399	7.55	P	152540194013
152540194014	DEEPA BHARATI PABHI	42	21	63	0	7	42	307	307	A	0	192	370	7.90	298	6.60	304	6.60	302	6.60	1274	6.90	P	152540194014
152540194015	DIHYA PARDEY	44	27	71	0	0	48	295	295	A	0	192	366	8.00	346	7.40	343	7.40	343	7.40	1398	7.55	P	152540194015
152540194016	ELINA SUBHADRA RAYAN	45	21	66	0	7	42	291	291	A	0	192	357	7.10	341	7.60	320	7.00	306	6.80	1324	7.30	P	152540194016
152540194017	HARIPRIYA PANI	43	23	71	0	0	48	315	315	A	0	192	386	8.00	320	7.00	342	7.40	336	7.00	1393	7.50	P	152540194017
152540194018	IPSITA JENA	40	22	70	0	0	48	306	306	A	0	192	376	8.00	394	8.40	355	7.80	343	7.20	1468	7.00	P	152540194018
152540194019	JOSHINE BHAIPATRA	58	22	72	0	0	48	286	286	A	0	192	350	8.00	346	7.60	340	7.00	326	7.20	1378	7.65	P	152540194019
152540194021	KADANDINI BISHA	59	26	79	0	0	48	295	295	A	0	192	377	8.00	317	7.20	333	7.20	333	7.20	1360	7.40	P	152540194021
152540194022	N. DISHAJIT GYANABHAIAN	40	24	72	0	0	48	207	207	A	0	192	359	8.00	330	7.20	341	7.60	337	7.40	1375	7.55	P	152540194022
152540194023	PARITA BHARATHI	36	23	59	0	6	36	208	208	A	0	192	347	7.60	283	6.20	319	7.00	306	6.60	1255	6.85	P	152540194023
152540194024	PARVATI SAHOO	39	22	61	0	7	42	301	302	A	0	192	363	7.80	291	6.40	297	6.40	290	6.20	1241	6.70	P	152540194024
152540194025	PARVATI SANGAL	43	24	67	0	7	42	306	306	A	0	192	373	7.50	299	6.00	305	6.00	307	6.60	1284	7.00	P	152540194025

PAPER-001 - (CSL-1) EVALUATION AND ENVIRONMENTAL BIOTECHNOLOGY, PAPER-002 - PROJECT WORK

TRANSLATION REGISTER

B.Sc. IN BIOTECHNOLOGY (4TH SEMESTER) EXAMINATION, 2021

CENTRE : BITS SCHOOL OF BIOTECHNOLOGY, BHUBANESWAR

ROLLNO	NAME	PAPER I						PAPER II						CGPA	RES.	REN	ROLLNO								
		UN	OR	AGE	GR1	GP1	CP1	UN	AGE	GR2	GP2	CP2	TOT1					SG1	TOT2	SG2	TOT3	SG3	GTTL	CGPA	
RECD NO		FR 20	30	100			FR 21	30	100			500	500	500	500	500	500	2000							
152540194026	NISHAT FATIMA	42	21	63	B	7	42	290	290	A	B	192	353	7.80	304	6.60	320	7.00	307	6.90	1204	7.05	P		152540194026
152540194027	P. AGREE KURARI	39	24	63	B	7	42	300	300	A	B	192	363	7.80	351	7.40	341	7.40	327	7.20	1302	7.45	P		152540194027
152540194028	PALLAVI PRADHAN	45	19	64	B	7	42	296	296	A	B	192	366	7.80	342	7.20	347	7.60	328	7.20	1377	7.45	P		152540194028
152540194029	PALLAVI FATMA	46	23	65	B	7	42	290	290	A	B	192	359	7.80	294	6.60	297	6.60	307	6.80	1257	6.90	P		152540194029
152540194030	PRADHU PRASAD CHANDHURY	43	23	66	B	7	42	300	300	A	B	192	366	7.80	253	5.60	254	5.60	235	5.40	1108	6.05	P		152540194030
152540194031	PRAGATI BHAYK	41	21	62	B	7	42	302	302	A	B	192	364	7.80	289	6.40	290	6.60	293	6.40	1244	6.80	P		152540194031
152540194033	PRATYASHA BEHERA	39	23	62	B	7	42	309	302	A	B	192	365	7.80	317	6.80	336	7.60	334	7.60	1354	7.45	P		152540194033
152540194034	PRIYANKA DAS	26	23	49	D	5	30	287	287	A	B	192	346	7.40	236	5.20	263	5.60	250	5.60	1097	5.95	P		152540194034
152540194035	PRİYANKA PRIYADARSANI SAHU	46	22	68	B	7	42	292	292	A	B	192	360	7.60	374	8.00	355	7.60	331	7.20	1420	7.65	P		152540194035
152540194036	PUSPANKALI SETHI	48	22	70	A	8	40	287	287	A	B	192	357	8.00		0.00	260	6.00		0.00	0	0.00	WHH		152540194036
152540194037	RAJASHITA BARIK	46	20	66	B	7	42	289	289	A	B	192	355	7.80	264	5.00	310	7.00	315	7.00	1244	6.90	P		152540194037
152540194038	RAKESH PATTANAIK	46	20	66	B	7	42	294	294	A	B	192	360	7.80	271	5.00	286	6.40	263	5.80	1180	6.45	P		152540194038

PAPER 001- (CE-II) EVALUATION AND ENVIRONMENTAL BIOTECHNOLOGY, PAPER-002- PROJECT WORK

N. A. C.

ADMINISTRATIVE COMPUTER CELL, BITWA UNIVERSITY

CONTROLLER OF EXAMINATIONS

TABULATION REGISTER

B.Sc. IN BIOTECHNOLOGY (4TH SEMESTER) EXAMINATION 2021

CENTRE : KJVS SCHOOL OF BIOTECHNOLOGY, Bhubaneswar

ROLLNO	NAME RECD NO	T401			T402			E										RES	REN	ROLLNO				
		UN	CR	AGG	UN	AGG	CR	SR1	SR2	SR3	TOT1	SG1	TOT2	SG2	TOT3	SG3	TOT4				SG4	GTTL	CGPA	
		70	90	100	400	400				500	500	500	500	2000										
		PR	23	30	160																			
152540194039	ANAKANTA JENA	45	22	67	B	7	42	300	302	A	B	192	369	7.80	279	6.20	321	7.20	376	7.20	1295	7.10	P	152540194039
152540194040	ARTHAJAN BHANTRY	48	27	75	B	8	48	310	310	A	B	192	385	8.00	375	8.00	366	8.00	379	8.20	1505	8.05	P	152540194040
152540194041	SURITA PANDIT	45	22	67	B	7	42	304	304	A	B	192	371	7.80	288	6.40	367	7.40	303	6.80	1269	7.30	P	152540194041
152540194042	SMITA SUBRANSHI PRADY	50	24	75	B	8	48	307	307	B	B	192	381	8.00	354	7.40	339	7.20	331	7.20	1404	7.50	P	152540194042
152540194043	SHANTI NEHA SINGH	45	25	70	B	8	48	296	296	B	B	192	366	8.00	314	6.80	311	7.20	327	7.20	1341	7.30	P	152540194043
152540194044	SHANTI SUDHA DAS	49	24	63	B	7	42	297	297	B	B	192	360	7.80	297	6.40	321	7.20	331	7.20	1309	7.15	P	152540194044
152540194045	SANJAYA KHATI	47	20	67	B	7	42	310	310	A	B	192	377	7.80	260	6.00	293	6.40	281	6.40	1211	6.65	P	152540194045
152540194046	SANJAY PRIYADARSHINI BHANTRY	44	22	66	B	7	42	315	315	A	B	192	381	7.80	313	7.80	320	7.20	322	7.00	1344	7.25	P	152540194046
152540194047	SANJAY SUBRASHREE DATAPATI	48	23	67	B	7	42	310	310	A	B	192	377	7.80	279	7.80	340	7.60	336	7.40	1432	7.65	P	152540194047
152540194048	SANJAY SHARATIKA BHANTRY	47	23	60	B	7	42	305	305	A	B	192	369	7.80	332	7.20	334	7.40	328	7.40	1363	7.45	P	152540194048
152540194049	SANJAY BEHENA	41	20	61	B	7	42	301	301	B	B	192	362	7.80	313	6.40	319	7.00	297	6.60	1291	7.00	P	152540194049
152540194050	SANJAYEE PRADHAN	40	23	64	B	7	42	304	304	B	B	216	350	8.10	318	8.00	304	6.80	293	6.60	1305	7.20	P	152540194050

PAPER 401- (C) (I) EVALUATION AND ENVIRONMENTAL BIOTECHNOLOGY, PAPER 402- PROJECT WORK

LABORATION REGISTER

B.Sc. IN BIOTECHNOLOGY (6TH SEMESTER) EXAMINATION, 2021

CENTRE : BITS SCHOOL OF BIOTECHNOLOGY, BHUBANESWAR

ROLL NO	NAME	TAG1						P002						E						RES	REN	ROLLNO			
		01	02	03	04	05	06	07	08	09	10	11	12	13	14	15	16	17	18				19	20	
152540194051	SHANMUKHI RUIY	42	24	65	0	7	42	315	315	A	0	192	300	7.00	314	6.00	290	6.60	270	6.20	1262	6.85	P		152540194051
152540194052	SUBHADISH TRIPATHY	38	20	58	0	6	36	297	297	A	0	192	305	7.60	284	6.40	279	6.00	266	5.80	1183	6.45	P		152540194052
152540194053	SUBHACHITA BENERA	35	20	52	0	6	36	296	294	A	0	192	351	7.60	269	5.80	250	5.60	250	5.40	1120	6.10	P	MM	152540194053
152540194054	SUMAN PANDA	44	20	64	0	7	42	302	302	A	0	192	366	7.00	285	6.40	303	7.00	297	6.60	1254	6.95	P		152540194054
152540194056	SUSHREE SNEHITIKA PANDA	38	21	59	0	6	36	292	292	A	0	192	351	7.60	370	8.00	321	7.20	305	6.60	1347	7.35	P		152540194056
152540194057	SUSMA PRIYADARSINI KUMARPATRA	40	25	70	0	8	48	320	290	A	0	192	363	8.00	354	7.60	353	7.00	354	7.60	1422	7.00	P		152540194057
152540194058	SUSHITA MOHANTY	47	21	68	0	7	42	290	299	A	0	192	366	7.00	372	8.00	327	7.20	330	7.40	1403	7.60	P		152540194058
152540194059	SWARNINA BHANUPATRA	45	24	69	0	7	42	304	304	A	0	192	373	7.00	328	7.20	326	7.20	311	7.00	1330	7.30	P		152540194059
152540194060	SWATIKIRAN SAHU	40	21	67	0	7	42	302	302	A	0	192	371	7.00	322	7.00	313	6.00	315	6.00	1321	7.10	P		152540194060
152540194061	SWETAPADMA PRADHARAI	47	21	68	0	7	42	290	290	A	0	192	350	7.00	244	7.40	312	7.00	321	7.20	1335	7.35	P		152540194061
152540194062	TANMAYEE SHRUTI PRADYAN RUIY	49	22	71	0	8	48	299	280	A	0	192	360	8.00	320	7.00	302	6.60	294	6.60	1276	7.05	P		152540194062
152540194063	UPASANA NISHRA	44	21	65	0	7	42	302	302	A	0	192	367	7.80	279	6.00	275	6.00	267	6.40	1200	6.55	P		152540194063

PAPER 401- (CE-II) EVALUATION AND ENVIRONMENTAL BIOTECHNOLOGY, PAPER-402- PROJECT WORK

UNIVERSITY OF JHARKHAND
 UNIVERSITY REGISTRATION
 COLLEGE/DEPT. : DEPT. SCHOOL OF DISTANCE EDUCATION
 RESULT FORWARDED BY

Page : 5
 Notification No EC-1/16413/2021 Dated-13.9.2021

ROLL NO.	NAME OF THE CANDIDATE	REG. NO.	REG. DATE	REG. TIME	REG. PLACE	REG. STATUS	REG. NO.	REG. DATE	REG. TIME	REG. PLACE	REG. STATUS	REG. NO.	REG. DATE	REG. TIME	REG. PLACE	REG. STATUS
14754019001	ANANDA CHAITANYA	REG. NO.	REG. DATE	REG. TIME	REG. PLACE	REG. STATUS	REG. NO.	REG. DATE	REG. TIME	REG. PLACE	REG. STATUS	REG. NO.	REG. DATE	REG. TIME	REG. PLACE	REG. STATUS
14754019002	ANANDA CHAITANYA	REG. NO.	REG. DATE	REG. TIME	REG. PLACE	REG. STATUS	REG. NO.	REG. DATE	REG. TIME	REG. PLACE	REG. STATUS	REG. NO.	REG. DATE	REG. TIME	REG. PLACE	REG. STATUS
14754019003	ANANDA CHAITANYA	REG. NO.	REG. DATE	REG. TIME	REG. PLACE	REG. STATUS	REG. NO.	REG. DATE	REG. TIME	REG. PLACE	REG. STATUS	REG. NO.	REG. DATE	REG. TIME	REG. PLACE	REG. STATUS
14754019004	ANANDA CHAITANYA	REG. NO.	REG. DATE	REG. TIME	REG. PLACE	REG. STATUS	REG. NO.	REG. DATE	REG. TIME	REG. PLACE	REG. STATUS	REG. NO.	REG. DATE	REG. TIME	REG. PLACE	REG. STATUS
14754019005	ANANDA CHAITANYA	REG. NO.	REG. DATE	REG. TIME	REG. PLACE	REG. STATUS	REG. NO.	REG. DATE	REG. TIME	REG. PLACE	REG. STATUS	REG. NO.	REG. DATE	REG. TIME	REG. PLACE	REG. STATUS
14754019006	ANANDA CHAITANYA	REG. NO.	REG. DATE	REG. TIME	REG. PLACE	REG. STATUS	REG. NO.	REG. DATE	REG. TIME	REG. PLACE	REG. STATUS	REG. NO.	REG. DATE	REG. TIME	REG. PLACE	REG. STATUS
14754019007	ANANDA CHAITANYA	REG. NO.	REG. DATE	REG. TIME	REG. PLACE	REG. STATUS	REG. NO.	REG. DATE	REG. TIME	REG. PLACE	REG. STATUS	REG. NO.	REG. DATE	REG. TIME	REG. PLACE	REG. STATUS
14754019008	ANANDA CHAITANYA	REG. NO.	REG. DATE	REG. TIME	REG. PLACE	REG. STATUS	REG. NO.	REG. DATE	REG. TIME	REG. PLACE	REG. STATUS	REG. NO.	REG. DATE	REG. TIME	REG. PLACE	REG. STATUS
14754019009	ANANDA CHAITANYA	REG. NO.	REG. DATE	REG. TIME	REG. PLACE	REG. STATUS	REG. NO.	REG. DATE	REG. TIME	REG. PLACE	REG. STATUS	REG. NO.	REG. DATE	REG. TIME	REG. PLACE	REG. STATUS
14754019010	ANANDA CHAITANYA	REG. NO.	REG. DATE	REG. TIME	REG. PLACE	REG. STATUS	REG. NO.	REG. DATE	REG. TIME	REG. PLACE	REG. STATUS	REG. NO.	REG. DATE	REG. TIME	REG. PLACE	REG. STATUS
14754019011	ANANDA CHAITANYA	REG. NO.	REG. DATE	REG. TIME	REG. PLACE	REG. STATUS	REG. NO.	REG. DATE	REG. TIME	REG. PLACE	REG. STATUS	REG. NO.	REG. DATE	REG. TIME	REG. PLACE	REG. STATUS
14754019012	ANANDA CHAITANYA	REG. NO.	REG. DATE	REG. TIME	REG. PLACE	REG. STATUS	REG. NO.	REG. DATE	REG. TIME	REG. PLACE	REG. STATUS	REG. NO.	REG. DATE	REG. TIME	REG. PLACE	REG. STATUS

REG. NO. 14754019001-14754019012
 REG. DATE 13.09.2021
 REG. TIME 10.00 AM
 REG. PLACE DISTANCE EDUCATION DEPARTMENT
 REG. STATUS REGISTRATION SUCCESSFUL

N. Acharya
 Registrar, Utkal University, Bhubaneswar

[Signature]
 Registrar, Utkal University

UNIVERSITY OF CALIFORNIA
EXAMINATION RESULT SHEET

PAGE 5

EXAMINATION: ELECT. IN CIVIL AND ENVIRONMENTAL ENGINEERING
 CELL/CLASSIFY: 1475-4019-XXXXX
 RESULT PUBLISHED BY:

SYSTEM - 0

ROLL NO	NAME OF THE CANDIDATE	C.L.C.	COURSE	CRS	SECTS	AVG	RESULTS					RESULT	MARKS			
							100	200	300	400	500					
14754019003	ANITHA BALAKRISHNAN	E.E.	CIVE	36	37	41	92	114	204	286	371	454	537	SEARCH	1ST	14754019003
14754019004	ANANDA MOHAN BHASKAR	E.E.	CIVE	30	35	42	88	112	209	294	372	458	540	SEARCH	1ST	14754019004
14754019005	ANANT MOHAN SWAMI	E.E.	CIVE	34	35	40	80	107	197	281	360	437	516	SEARCH	1ST	14754019005
14754019006	ANANTH RAGHAVA	E.E.	CIVE	41	40	45	94	120	228	322	412	502	592	SEARCH	1ST	14754019006
14754019007	ANANTH SWAMYANATHAN	E.E.	CIVE	36	35	41	91	112	209	294	382	470	558	SEARCH	1ST	14754019007
14754019008	ANANTH SWAMYANATHAN	E.E.	CIVE	36	37	42	92	117	209	292	381	474	564	SEARCH	1ST	14754019008
14754019009	ANANDAN KANAK	E.E.	CIVE	37	36	41	91	114	200	288	373	456	543	SEARCH	1ST	14754019009
14754019010	ANANTH MOHAN	E.E.	CIVE	34	35	41	88	112	209	292	376	459	544	SEARCH	1ST	14754019010
14754019011	ANANTH SURESH	E.E.	CIVE	37	37	43	92	119	211	296	374	457	540	SEARCH	1ST	14754019011
14754019012	A. ANANDAN	E.E.	CIVE	40	37	43	93	120	213	289	373	457	541	SEARCH	1ST	14754019012
14754019013	ANANDASREE RAMESH	E.E.	CIVE	36	36	41	91	111	204	289	371	451	536	SEARCH	1ST	14754019013
14754019014	ANANDAN RAGHAVA	E.E.	CIVE	37	36	42	90	115	204	290	376	462	549	SEARCH	1ST	14754019014

PRESENT - 12 APPEAR - 12 ABSENT - 0 INV - 0 INV - 0
 1st Class - 9 2nd Class - 0 3rd Class - 0 Pass - 12 Fail - 0

PLG - PLG (E-EV-03) ELE - ELECTRICAL, INSTRUMENTATION ELE-D - INDUSTRIAL TECHNOLOGY
 ELE-C - ENVIRONMENTAL, INSTRUMENTATION ELE-B - BIOPHARMACEUTICAL & CLINICAL TECHNOLOGY ELE-E - FOOD TECHNOLOGY PLG - PLG (E-EV-03)

N. A. C.
 DEPARTMENT OF CIVIL AND ENVIRONMENTAL ENGINEERING


 Controller of Examinations

STATE UNIVERSITY
 COLLEGE OF EDUCATION
 DEPARTMENT OF EDUCATIONAL PSYCHOLOGY AND TESTING
 COLLEGE DEPT. OF EDUCATIONAL PSYCHOLOGY
 RESULTS PRINTED BY

1984

10/10/84

ID#	NAME OF THE CANDIDATE	CLASS	EXAM SCORES					TOTAL SCORES					GRADE	STATUS	
			1	2	3	4	5	1	2	3	4	5			
14550120037	SWANN JANE	B.E.	88	80	80	80	80	110	110	110	110	110	440	117	14550120037
14550120038	SMITH JOHN	B.E.	88	80	80	80	80	110	110	110	110	110	440	117	14550120038
14550120039	SMITH JENNIFER	B.E.	88	80	80	80	80	110	110	110	110	110	440	117	14550120039
14550120040	SMITH JOHN	B.E.	88	80	80	80	80	110	110	110	110	110	440	117	14550120040
14550120041	SMITH JOHN	B.E.	88	80	80	80	80	110	110	110	110	110	440	117	14550120041

ENROLL - 5
 1st Class - 0
 2nd Class - 0
 3rd Class - 0
 Pass - 5
 Fail - 0

PLS PRINT ALL RESULTS
 ALL - C - ENVIRONMENTAL RECORDS
 ALL - B - PROFESSIONAL RECORDS
 ALL - A - FINANCIAL RECORDS
 ALL - D - PHYSICAL RECORDS
 ALL - E - PERSONNEL RECORDS
 ALL - F - RECORDS OF STUDENTS
 ALL - G - RECORDS OF FACULTY
 ALL - H - RECORDS OF DEPARTMENT
 ALL - I - RECORDS OF COLLEGE
 ALL - J - RECORDS OF STATE

M. Ace
 DEPARTMENT OF EDUCATIONAL PSYCHOLOGY AND TESTING

[Signature]
 Director of Examinations

10/10/84
 10/10/84

UTKAL UNIVERSITY
TABULATION REGISTER
BACHELOR OF SCIENCE HONOURS 6TH SEMESTER REGULAR C.B.C.S. EXAMINATION 2021 (2018 ADMN BATCH)

CENTER : MITS SCHOOL OF BIOTECHNOLOGY (9049)

EXAM ROLL NO STUDENT NAME GRAND TOTAL CORE TOTAL	CORE-13						CORE-14						DSE-3						DSE-4						T.MARK SGPA6	T.MARK SGPA1	T.MARK SGPA2	T.MARK SGPA3	T.MARK SGPA4	T.MARK SGPA5	CGPA CGPA GRADE	EXAM DA													
	ES	MS	PR	AGG	GR	GP	CP	ES	MS	PR	AGG	GR	GP	CP	ES	MS	PR	AGG	GR	GP	CP	ES	MS	PR									AGG	GR	GP	CP	T.MARK CI / TC	T.MARK CI / TC	T.MARK CI / TC	T.MARK CI / TC	T.MARK CI / TC	T.MARK CI / TC	CGPA DISTINCTION FINAL RESULT	REM	PUBL
	80/50	20	30	100	CR	-	6	80/50	20	30	100	CR	-	6	80/50	20	30	100	CR	-	6	100/80/50	20	30									100	CR	-	6	RESULT	RESULT	RESULT	RESULT	RESULT	RESULT			
1802010190490001 A KIRTI 2180 / 2600 1196 / 1400	PM		33				PM		33				PM		33				PM		40/33					371	332	320	395	422	340	8.82		1802010											
	44	20	30	94	O	10	60	44	20	30	94	O	10	60	44	20	30	94	O	10	60	89		89	A+	9	54	9.75	8.64	8.45	8.29	8.86	9.00	A+		07/0									
	Pass		Pass				Pass		Pass				Pass		Pass				Pass		Pass				234/24	190/22	186/22	232/28	248/28	216/24	Distinction														
1802010190490002 ABHIJIT PANDA 1856 / 2600 981 / 1400	38	16	25	79	A	8	48	44	15	27	86	A+	9	54	44	17	26	87	A+	9	54	85		85	A+	9	54	337	238	269	328	389	295	7.76		1802010									
	Pass		Pass				Pass		Pass				Pass		Pass				Pass		Pass				8.75	6.36	7.27	7.29	8.43	8.25	A		07/0												
	210/24		140/22				160/22		204/28				236/28		198/24				210/24		130/22				210/24	130/22	136/22	174/28	206/28	174/24	Distinction														
1802010190490003 ABHIJITA KHAMARI 1655 / 2600 873 / 1400	36	14	25	75	A	8	48	44	13	26	83	A+	9	54	43	15	25	83	A+	9	54	81		81	A+	9	54	322	210	228	280	346	269	6.96		1802010									
	Pass		Pass				Pass		Pass				Pass		Pass				Pass		Pass				8.75	5.91	6.18	6.21	7.36	7.25	B+		07/0												
	210/24		130/22				136/22		174/28				206/28		174/24				210/24		130/22				210/24	130/22	136/22	174/28	206/28	174/24	Distinction														
1802010190490004 ABHINANDA MISHRA 2039 / 2600 1109 / 1400	42	17	30	89	A+	9	54	44	18	28	90	O	10	60	44	16	26	86	A+	9	54	86		86	A+	9	54	351	276	323	375	385	329	8.38		1802010									
	Pass		Pass				Pass		Pass				Pass		Pass				Pass		Pass				9.25	7.45	8.64	8.00	8.43	8.50	A		07/0												
	222/24		164/22				190/22		224/28				236/28		204/24				222/24		164/22				222/24	164/22	190/22	224/28	236/28	204/24	Distinction														
1802010190490005 DEBASHREE MAJHI 1545 / 2600 842 / 1400	30	13	24	67	B+	7	42	43	12	27	82	A+	9	54	34	14	26	74	A	8	48	80		80	A+	9	54	303	196	216	264	318	248	6.50		1802010									
	Pass		Pass				Pass		Pass				Pass		Pass				Pass		Pass				8.25	5.36	5.91	5.93	6.93	6.50	B+		07/0												
	198/24		118/22				130/22		166/28				194/28		156/24				198/24		118/22				198/24	118/22	130/22	166/28	194/28	156/24	Distinction														
1802010190490006 AISHWARYA MISHRA 1890 / 2600 1034 / 1400	35	16	27	78	A	8	48	44	17	27	88	A+	9	54	43	15	26	84	A+	9	54	85		85	A+	9	54	335	249	284	352	383	287	7.82		1802010									
	Pass		Pass				Pass		Pass				Pass		Pass				Pass		Pass				8.75	6.64	7.91	7.43	8.14	8.00	A		07/0												
	210/24		146/22				174/22		208/28				228/28		192/24				210/24		146/22				210/24	146/22	174/22	208/28	228/28	192/24	Distinction														
1802010190490007 AKANKSHYA DHAL 1803 / 2600 969 / 1400	44	15	27	86	A+	9	54	43	16	26	85	A+	9	54	44	14	25	83	A+	9	54	83		83	A+	9	54	337	225	266	310	393	272	7.54		1802010									
	Pass		Pass				Pass		Pass				Pass		Pass				Pass		Pass				9.00	6.27	7.36	7.00	8.21	7.25	A		07/0												
	216/24		138/22				162/22		196/28				230/28		174/24				216/24		138/22				216/24	138/22	162/22	196/28	230/28	174/24	Distinction														
1802010190490008 ALFIYA BEGUM 1572 / 2600 853 / 1400	28	13	18	59	B	6	36	40	14	24	78	A	8	48	36	12	24	72	A	8	48	80		80	A+	9	54	289	272	229	266	289	227	6.57		1802010									
	Pass		Pass				Pass		Pass				Pass		Pass				Pass		Pass				7.75	7.00	6.36	5.71	6.50	6.25	B+		22/0												
	186/24		154/22				140/22		160/28				182/28		150/24				186/24		154/22				186/24	154/22	140/22	160/28	182/28	150/24	PASS														
1802010190490009 ALOK KUMAR SWAIN 1463 / 2600 804 / 1400	22	13	18	53	B	6	36	40	13	24	77	A	8	48	32	13	26	71	A	8	48	80		80	A+	9	54	281	193	211	259	288	231	6.24		1802010									
	Pass		Pass				Pass		Pass				Pass		Pass				Pass		Pass				7.75	5.36	5.91	5.71	6.43	6.25	B		07/0												
	186/24		118/22				130/22		160/28				180/28		150/24				186/24		118/22				186/24	118/22	130/22	160/28	180/28	150/24	PASS														

ABBREVIATION : ES-End Semester, MS-Mid Semester, PR-Practical, AGG-Aggregate, GR-Grade, GP-Grade Point, CP-Credit Point, CR-Credit, PM-Pass Mark, AB-Absent, SGPA-Semester Grade Point Average, CGPA-Cumulative Grade Point Average, B.C-Board Case
Credit Point (CP) = Credit (CR) x Grade Points (GP), Credit Index = Sum of Credit Point (CP), Semester Grade Point Average (SGPA) = Credit Index / Total Credit

Grade - Outstanding-'O', Excellent-'A+', Very Good-'A', Good-'B+', Above Average-'B', Fair-'C', Pass-'D', Failed-'F', Absent-'F', Malpractice-'M' || Grade Point (GP) : (O=10, A+=9, A=8, B+=7, B=6, C=5, D=4, F=0, M=0)

One has to secure at least 26 out of 80, 17 out of 50 in End Sem, 40% in Practical / Project, 33% in Aggregate and must appeared Mid Sem exam in order to pass in that paper.

PRINCIPAL


CONTROLLER OF EXAMINATIONS


UTKAL UNIVERSITY
TABULATION REGISTER
BACHELOR OF SCIENCE HONOURS 6TH SEMESTER REGULAR C.B.C.S. EXAMINATION 2021 (2018 ADMN BATCH)

CENTER : MITS SCHOOL OF BIOTECHNOLOGY (9049)

EXAM ROLL NO STUDENT NAME CORE TOTAL G.TOTAL	CORE-13				CORE-14				DSE-3				DSE-4				T.MARK SGPA6 RESULT CI / TC	T.MARK SGPA1 RESULT CI / TC	T.MARK SGPA2 RESULT CI / TC	T.MARK SGPA3 RESULT CI / TC	T.MARK SGPA4 RESULT CI / TC	T.MARK SGPA5 RESULT CI / TC	CGPA CGPA GRADE FINAL RESULT	EXAM DA PUBL																
	ES	MS	PR	AGG	GR	GP	CP	CR	ES	MS	PR	AGG	GR	GP	CP	CR									ES	MS	PR	AGG	GR	GP	CP	CR	ES	MS	PR	AGG	GR	GP	CP	CR
	80/50	20	30	100	GR	GP	CP	- 6	80/50	20	30	100	GR	GP	CP	- 6									80/50	20	30	100	GR	GP	CP	- 6	100/80/50	20	30	100	GR	GP	CP	- 6
1802010190490010 AMISHA ALIBHA NAYAK 1896 / 2600 1023 / 1400	BIO TECHNOLOGY							BIO TECHNOLOGY									BIO TECHNOLOGY															335 9.00 Pass 216/24	231 6.18 Pass 136/22	288 7.91 Pass 174/22	364 7.86 Pass 220/28	393 8.57 Pass 240/28	285 7.75 Pass 186/24	7.92 A PASS	1802010 08/K	
1802010190490011 AMRITA PANIGRAHY 1949 / 2600 1085 / 1400	BIO TECHNOLOGY							BIO TECHNOLOGY									BIO TECHNOLOGY															346 9.00 Pass 216/24	283 7.73 Pass 170/22	290 7.64 Pass 168/22	363 7.86 Pass 220/28	376 8.21 Pass 230/28	291 8.00 Pass 192/24	8.08 A Distinction PASS	1802010 07/K	
1802010190490012 ANANTA PRASAD SAHOO 1609 / 2600 860 / 1400	BIO TECHNOLOGY							BIO TECHNOLOGY									BIO TECHNOLOGY															309 8.50 Pass 204/24	212 6.09 Pass 134/22	243 6.73 Pass 148/22	248 5.64 Pass 158/28	344 7.57 Pass 212/28	253 7.00 Pass 168/24	6.92 B+ PASS	1802010 22/K	
1802010190490014 ANINDITA DAS 1919 / 2600 1033 / 1400	BIO TECHNOLOGY							BIO TECHNOLOGY									BIO TECHNOLOGY															335 9.00 Pass 216/24	305 8.27 Pass 182/22	304 8.18 Pass 180/22	330 7.43 Pass 208/28	367 8.00 Pass 224/28	278 7.25 Pass 174/24	8.00 A Distinction PASS	1802010 07/K	
1802010190490016 ANKIT BISWAS 1645 / 2600 877 / 1400	BIO TECHNOLOGY							BIO TECHNOLOGY									BIO TECHNOLOGY															319 8.75 Pass 210/24	195 5.64 Pass 124/22	244 6.82 Pass 150/22	268 6.07 Pass 170/28	353 7.79 Pass 218/28	266 7.25 Pass 174/24	7.07 B+ PASS	1802010 22/K	
1802010190490017 ANKITA SINGH 1951 / 2600 1065 / 1400	BIO TECHNOLOGY							BIO TECHNOLOGY									BIO TECHNOLOGY															329 8.75 Pass 210/24	287 7.55 Pass 166/22	281 7.91 Pass 174/22	368 8.07 Pass 226/28	396 8.36 Pass 234/28	290 7.75 Pass 186/24	8.08 A Distinction PASS	1802010 07/K	
1802010190490018 APARNA DARJEE 1728 / 2600 939 / 1400	BIO TECHNOLOGY							BIO TECHNOLOGY									BIO TECHNOLOGY															315 8.50 Pass 204/24	230 6.55 Pass 144/22	283 7.64 Pass 168/22	289 6.29 Pass 176/28	330 7.07 Pass 198/28	281 7.50 Pass 180/24	7.23 B+ PASS	1802010 22/K	
1802010190490019 ARCHANA CHOUDHURY 2091 / 2600 1146 / 1400	BIO TECHNOLOGY							BIO TECHNOLOGY									BIO TECHNOLOGY															355 9.25 Pass 222/24	293 8.09 Pass 178/22	297 8.18 Pass 180/22	391 8.43 Pass 236/28	441 9.21 Pass 258/28	314 8.25 Pass 198/24	8.59 A+ Distinction PASS	1802010 07/K	
1802010190490020 ARPITA PRIYADARSHINI 2023 / 2600 1089 / 1400	BIO TECHNOLOGY							BIO TECHNOLOGY									BIO TECHNOLOGY															348 9.00 Pass 216/24	300 8.00 Pass 176/22	324 8.64 Pass 190/22	356 7.64 Pass 214/28	400 8.43 Pass 236/28	295 8.25 Pass 198/24	8.31 A Distinction PASS	1802010 07/K	

ABBREVIATION : ES-End Semester, MS-Mid Semester, PR-Practical, AGG-Aggregate, GR-Grade, GP-Grade Point, CP-Credit Point, CR-Credit, PM-Pass Mark, AB-Absent, SGPA-Semester Grade Point Average, CGPA-Cumulative Grade Point Average, B.C-Board Case
Credit Point (CP) = Credit (CR) x Grade Points (GP), Credit Index = Sum of Credit Point (CP), Semester Grade Point Average (SGPA) = Credit Index / Total Credit
Grade - Outstanding-'O', Excellent-'A+', Very Good-'A', Good-'B+', Above Average-'B', Fair-'C', Pass-'D', Failed-'F', Absent-'F', Malpractice-'M' || Grade Point (GP) : (O=10, A+=9, A=8, B+=7, B=6, C=5, D=4, F=0, M=0)
One has to secure at least 26 out of 80, 17 out of 50 in End Sem, 40% in Practical / Project, 33% in Aggregate and must appeared Mid Sem exam in order to pass in that paper.

PRINCIPAL


CONTROLLER OF EXAMINATIONS


UTKAL UNIVERSITY
TABULATION REGISTER
BACHELOR OF SCIENCE HONOURS 6TH SEMESTER REGULAR C.B.C.S. EXAMINATION 2021 (2018 ADMN BATCH)

CENTER : MITS SCHOOL OF BIOTECHNOLOGY (9049)

EXAM ROLL NO STUDENT NAME CORE TOTAL G.TOTAL	CORE-13						CORE-14						DSE-3						DSE-4						T.MARK SGPA6 RESULT CI / TC	T.MARK SGPA1 RESULT CI / TC	T.MARK SGPA2 RESULT CI / TC	T.MARK SGPA3 RESULT CI / TC	T.MARK SGPA4 RESULT CI / TC	T.MARK SGPA5 RESULT CI / TC	CGPA CGPA GRADE FINAL RESULT	EXAM DA PUBL
	ES	MS	PR	AGG	GR	GP CP	ES	MS	PR	AGG	GR	GP CP	ES	MS	PR	AGG	GR	GP CP	ES	MS	PR	AGG	GR	GP CP								
	80/50	20	30	100	CR	- 6	80/50	20	30	100	CR	- 6	80/50	20	30	100	CR	- 6	100/80/50	20	30	100	CR	- 6								
1802010190490021 ASWASINI MOHANTY 2033 / 2600 1113 / 1400	BIO TECHNOLOGY						BIO TECHNOLOGY						BIO TECHNOLOGY						BIO TECHNOLOGY						341	285	297	378	423	309	8.35 A Distinction PASS	1802010 07/K
1802010190490022 AVINAB MAHARANA 1818 / 2600 981 / 1400	BIO TECHNOLOGY						BIO TECHNOLOGY						BIO TECHNOLOGY						BIO TECHNOLOGY						329	237	278	323	388	263	7.59 A Distinction PASS	1802010 07/K
1802010190490023 BAISNABI SAHOO 1965 / 2600 1083 / 1400	BIO TECHNOLOGY						BIO TECHNOLOGY						BIO TECHNOLOGY						BIO TECHNOLOGY						335	256	273	395	407	299	8.05 A Distinction PASS	1802010 07/K
1802010190490024 BANABIHARI PATTNAYAK 1838 / 2600 990 / 1400	BIO TECHNOLOGY						BIO TECHNOLOGY						BIO TECHNOLOGY						BIO TECHNOLOGY						336	251	251	321	395	284	7.70 A Distinction PASS	1802010 07/K
1802010190490025 BARSA RANI PANIGRAHY 1804 / 2600 966 / 1400	BIO TECHNOLOGY						BIO TECHNOLOGY						BIO TECHNOLOGY						BIO TECHNOLOGY						322	236	279	325	343	299	7.50 A PASS	1802010 22/K
1802010190490027 BIBHUDUTTA PRADHAN 1765 / 2600 944 / 1400	BIO TECHNOLOGY						BIO TECHNOLOGY						BIO TECHNOLOGY						BIO TECHNOLOGY						310	242	281	313	357	262	7.39 B+ PASS	1802010 22/K
1802010190490028 CHANDRIKA HANSDA 1999 / 2600 1090 / 1400	BIO TECHNOLOGY						BIO TECHNOLOGY						BIO TECHNOLOGY						BIO TECHNOLOGY						333	304	309	368	399	286	8.30 A Distinction PASS	1802010 07/K
1802010190490029 DEBAJYOTI RATH 1971 / 2600 1057 / 1400	BIO TECHNOLOGY						BIO TECHNOLOGY						BIO TECHNOLOGY						BIO TECHNOLOGY						336	265	296	358	403	313	8.09 A Distinction PASS	1802010 07/K
1802010190490030 DEEPAI MAHANTA 1908 / 2600 1017 / 1400	BIO TECHNOLOGY						BIO TECHNOLOGY						BIO TECHNOLOGY						BIO TECHNOLOGY						334	235	302	345	389	303	7.93 A Distinction PASS	1802010 07/K

ABBREVIATION : ES-End Semester, MS-Mid Semester, PR-Practical, AGG-Aggregate, GR-Grade, GP-Grade Point, CP-Credit Point, CR-Credit, PM-Pass Mark, AB-Absent, SGPA-Semester Grade Point Average, CGPA-Cumulative Grade Point Average, B.C-Board Case
 Credit Point (CP) = Credit (CR) x Grade Points (GP), Credit Index = Sum of Credit Point (CP), Semester Grade Point Average (SGPA) = Credit Index / Total Credit
 Grade - Outstanding-'O', Excellent-'A+', Very Good-'A', Good-'B+', Above Average-'B', Fair-'C', Pass-'D', Failed-'F', Absent-'F', Malpractice-'M' || Grade Point (GP) : (O=10, A+=9, A=8, B+=7, B=6, C=5, D=4, F=0, M=0)
 One has to secure at least 26 out of 80, 17 out of 50 in End Sem, 40% in Practical / Project, 33% in Aggregate and must appeared Mid Sem exam in order to pass in that paper.

PRINCIPAL


 CONTROLLER OF EXAMINATIONS

UTKAL UNIVERSITY
TABULATION REGISTER
BACHELOR OF SCIENCE HONOURS 6TH SEMESTER REGULAR C.B.C.S. EXAMINATION 2021 (2018 ADMN BATCH)

CENTER : MITS SCHOOL OF BIOTECHNOLOGY (9049)

EXAM ROLL NO STUDENT NAME CORE TOTAL G.TOTAL	CORE-13						CORE-14						DSE-3						DSE-4						T.MARK SGPA6 RESULT CI / TC	T.MARK SGPA1 RESULT CI / TC	T.MARK SGPA2 RESULT CI / TC	T.MARK SGPA3 RESULT CI / TC	T.MARK SGPA4 RESULT CI / TC	T.MARK SGPA5 RESULT CI / TC	CGPA CGPA GRADE DISTINCTION FINAL RESULT	REMARK	EXAM DA PUBL												
	ES	MS	PR	AGG	GR	GP	CP	ES	MS	PR	AGG	GR	GP	CP	ES	MS	PR	AGG	GR	GP	CP	ES	MS	PR										AGG	GR	GP	CP								
	80/50	20	30	100	CR	-	6	80/50	20	30	100	CR	-	6	80/50	20	30	100	CR	-	6	100/80/50	20	30										100	CR	-	6								
1802010190490031 DEEPSHIKHA BEHERA 2054 / 2600 1118 / 1400	BIO TECHNOLOGY						BIO TECHNOLOGY						BIO TECHNOLOGY						BIO TECHNOLOGY						350	283	308	381	430	302	8.42 A Distinction PASS		1802010 07/11												
	39	18	27	84	A+	9	54	44	18	27	89	A+	9	54	44	18	28	90	O	10	60	87		87	A+	9	54	9.25	7.36	8.27	8.21	9.21	8.00	Pass	Pass	Pass	Pass	Pass	Pass	222/24	162/22	182/22	230/28	258/28	192/24
1802010190490032 DEEPSIKHA PANIGRAHI 2005 / 2600 1086 / 1400	BIO TECHNOLOGY						BIO TECHNOLOGY						BIO TECHNOLOGY						BIO TECHNOLOGY						343	296	293	371	403	299	8.27 A Distinction PASS		1802010 07/11												
	40	17	27	84	A+	9	54	42	17	27	86	A+	9	54	42	17	28	87	A+	9	54	86		86	A+	9	54	9.00	8.00	7.91	8.07	8.57	8.00	Pass	Pass	Pass	Pass	Pass	Pass	216/24	176/22	174/22	226/28	240/28	192/24
1802010190490033 DIBYA CHHACHHAN 1678 / 2600 905 / 1400	BIO TECHNOLOGY						BIO TECHNOLOGY						BIO TECHNOLOGY						BIO TECHNOLOGY						315	231	258	277	354	243	7.18 B+ Distinction PASS		1802010 07/11												
	36	14	25	75	A	8	48	40	15	26	81	A+	9	54	40	13	25	78	A	8	48	81		81	A+	9	54	8.50	6.55	7.36	6.29	7.64	6.75	Pass	Pass	Pass	Pass	Pass	Pass	204/24	144/22	162/22	176/28	214/28	162/24
1802010190490034 DIBYAJYOTI DAS 1660 / 2600 915 / 1400	BIO TECHNOLOGY						BIO TECHNOLOGY						BIO TECHNOLOGY						BIO TECHNOLOGY						306	214	254	268	363	255	6.99 B+ Distinction PASS		1802010 22/11												
	33	13	24	70	A	8	48	40	13	25	78	A	8	48	40	13	25	78	A	8	48	80		80	A+	9	54	8.25	6.00	6.91	6.14	7.79	6.75	Pass	Pass	Pass	Pass	Pass	Pass	198/24	132/22	152/22	172/28	218/28	162/24
1802010190490035 DIPALI SAHOO 2103 / 2600 1149 / 1400	BIO TECHNOLOGY						BIO TECHNOLOGY						BIO TECHNOLOGY						BIO TECHNOLOGY						368	314	293	404	416	308	8.70 A+ Distinction PASS		1802010 07/11												
	44	20	29	93	O	10	60	44	20	29	93	O	10	60	44	20	29	93	O	10	60	89		89	A+	9	54	9.75	8.27	7.91	8.64	9.00	8.50	Pass	Pass	Pass	Pass	Pass	Pass	234/24	182/22	174/22	242/28	252/28	204/24
1802010190490036 GOKUL M 1740 / 2600 953 / 1400	BIO TECHNOLOGY						BIO TECHNOLOGY						BIO TECHNOLOGY						BIO TECHNOLOGY						314	242	254	306	375	249	7.23 B+ Distinction PASS		1802010 07/11												
	36	16	25	77	A	8	48	36	17	26	79	A	8	48	32	15	27	74	A	8	48	84		84	A+	9	54	8.25	6.55	7.09	6.64	8.00	6.75	Pass	Pass	Pass	Pass	Pass	Pass	198/24	144/22	156/22	186/28	224/28	162/24
1802010190490037 GYANENDRA KUMAR BAHINIPATI 1989 / 2600 1093 / 1400	BIO TECHNOLOGY						BIO TECHNOLOGY						BIO TECHNOLOGY						BIO TECHNOLOGY						339	280	316	360	409	285	8.32 A Distinction PASS		1802010 07/11												
	40	17	26	83	A+	9	54	41	17	26	84	A+	9	54	41	17	28	86	A+	9	54	86		86	A+	9	54	9.00	7.82	8.73	7.86	8.79	7.75	Pass	Pass	Pass	Pass	Pass	Pass	216/24	172/22	192/22	220/28	246/28	186/24
1802010190490038 GYANENDRA PADHI 1856 / 2600 1021 / 1400	BIO TECHNOLOGY						BIO TECHNOLOGY						BIO TECHNOLOGY						BIO TECHNOLOGY						329	216	260	342	400	309	7.72 A Distinction PASS		1802010 07/11												
	37	16	26	79	A	8	48	40	17	26	83	A+	9	54	40	15	27	82	A+	9	54	85		85	A+	9	54	8.75	5.64	7.36	7.43	8.57	8.25	Pass	Pass	Pass	Pass	Pass	Pass	210/24	124/22	162/22	208/28	240/28	198/24
1802010190490039 HARAPRIYA SAHOO 1915 / 2600 1059 / 1400	BIO TECHNOLOGY						BIO TECHNOLOGY						BIO TECHNOLOGY						BIO TECHNOLOGY						332	276	293	370	364	280	7.95 A Distinction PASS		1802010 07/11												
	39	16	25	80	A+	9	54	41	16	27	84	A+	9	54	41	16	26	83	A+	9	54	85		85	A+	9	54	9.00	7.27	8.09	8.21	7.57	7.50	Pass	Pass	Pass	Pass	Pass	Pass	216/24	160/22	178/22	230/28	212/28	180/24


ABBREVIATION : ES-End Semester, MS-Mid Semester, PR-Practical, AGG-Aggregate, GR-Grade, GP-Grade Point, CP-Credit Point, CR-Credit, PM-Pass Mark, AB-Absent, SGPA-Semester Grade Point Average, CGPA-Cumulative Grade Point Average, B.C-Board Case

Credit Point (CP) = Credit (CR) x Grade Points (GP), Credit Index = Sum of Credit Point (CP), Semester Grade Point Average (SGPA) = Credit Index / Total Credit

Grade - Outstanding-'O', Excellent-'A+', Very Good-'A', Good-'B+', Above Average-'B', Fair-'C', Pass-'D', Failed-'F', Absent-'F', Malpractice-'M' || Grade Point (GP) : (O=10, A+=9, A=8, B+=7, B=6, C=5, D=4, F=0, M=0)

One has to secure at least 26 out of 80, 17 out of 50 in End Sem, 40% in Practical / Project, 33% in Aggregate and must appeared Mid Sem exam in order to pass in that paper.

PRINCIPAL


CONTROLLER OF EXAMINATIONS

UTKAL UNIVERSITY
TABULATION REGISTER
BACHELOR OF SCIENCE HONOURS 6TH SEMESTER REGULAR C.B.C.S. EXAMINATION 2021 (2018 ADMN BATCH)

CENTER : MITS SCHOOL OF BIOTECHNOLOGY (9049)

EXAM ROLL NO STUDENT NAME CORE TOTAL G.TOTAL	CORE-13				CORE-14				DSE-3				DSE-4				T.MARK SGPA6 RESULT CI / TC	T.MARK SGPA1 RESULT CI / TC	T.MARK SGPA2 RESULT CI / TC	T.MARK SGPA3 RESULT CI / TC	T.MARK SGPA4 RESULT CI / TC	T.MARK SGPA5 RESULT CI / TC	CGPA CGPA GRADE DISTINCTION FINAL RESULT	REM	EXAM DA PUBL																
	ES	MS	PR	AGG	GR	GP	CP	CR	ES	MS	PR	AGG	GR	GP	CP	CR										ES	MS	PR	AGG	GR	GP	CP	CR	ES	MS	PR	AGG	GR	GP	CP	CR
	80/50	20	30	100	CR	-	6		80/50	20	30	100	CR	-	6											80/50	20	30	100	CR	-	6		100/80/50	20	30	100	CR	-	6	
	PM			33	PM			33	PM			33	PM			33	PM			40/33																					
1802010190490040 HIMANSHU SEKHAR SAHU 1623 / 2600 898 / 1400	BIO TECHNOLOGY				BIO TECHNOLOGY				BIO TECHNOLOGY				BIO TECHNOLOGY				322	216	202	275	367	241			6.77								1802010								
	37	15	26	78	A	8	48	40	16	26	82	A+	9	54	41	14	25	80	A+	9	54	82	82	A+	9	54	8.75	5.82	5.36	5.93	8.00	6.50	Distinction	07/0							
																	210/24	128/22	118/22	166/28	224/28	156/24			PASS																
1802010190490041 JITENDRA KUMAR SAHOO 1904 / 2600 1035 / 1400	BIO TECHNOLOGY				BIO TECHNOLOGY				BIO TECHNOLOGY				BIO TECHNOLOGY				337	296	266	313	401	291			7.97							1802010									
	38	16	26	80	A+	9	54	42	17	27	86	A+	9	54	43	15	28	86	A+	9	54	85	85	A+	9	54	9.00	7.91	7.36	6.93	8.64	8.00	Distinction	07/0							
																	216/24	174/22	162/22	194/28	242/28	192/24			PASS																
1802010190490042 KRITI 1799 / 2600 990 / 1400	BIO TECHNOLOGY				BIO TECHNOLOGY				BIO TECHNOLOGY				BIO TECHNOLOGY				326	246	259	332	355	281			7.54							1802010									
	36	16	26	78	A	8	48	41	16	26	83	A+	9	54	38	16	27	81	A+	9	54	84	84	A+	9	54	8.75	6.55	7.18	7.29	7.86	7.50	Distinction	07/0							
																	210/24	144/22	158/22	204/28	220/28	180/24			PASS																
1802010190490043 KUMAR ANKUSH MOHANTY 1997 / 2600 1053 / 1400	BIO TECHNOLOGY				BIO TECHNOLOGY				BIO TECHNOLOGY				BIO TECHNOLOGY				325	325	321	363	359	304			8.30							1802010									
	34	16	26	76	A	8	48	38	17	27	82	A+	9	54	42	15	26	83	A+	9	54	84	84	A+	9	54	8.75	8.55	8.91	7.64	7.93	8.25	Distinction	07/0							
																	210/24	188/22	196/22	214/28	222/28	198/24			PASS																
1802010190490044 MAHIMA PATRA 1703 / 2600 943 / 1400	BIO TECHNOLOGY				BIO TECHNOLOGY				BIO TECHNOLOGY				BIO TECHNOLOGY				317	226	228	305	324	303			7.19							1802010									
	37	14	25	76	A	8	48	40	14	26	80	A+	9	54	41	14	25	80	A+	9	54	81	81	A+	9	54	8.75	6.18	6.36	6.50	7.07	8.25	Distinction	22/0							
																	210/24	136/22	140/22	182/28	198/28	198/24			PASS																
1802010190490045 MANISHA MAHAPATRA 2230 / 2600 1240 / 1400	BIO TECHNOLOGY				BIO TECHNOLOGY				BIO TECHNOLOGY				BIO TECHNOLOGY				371	343	322	418	426	350			9.12							1802010									
	44	20	30	94	O	10	60	44	20	30	94	O	10	60	44	20	30	94	O	10	60	89	89	A+	9	54	9.75	9.27	8.64	8.93	8.93	9.25	Distinction	07/0							
																	234/24	204/22	190/22	250/28	250/28	222/24			PASS																
1802010190490046 MITALI MADHUSMITA MOHANTY 1783 / 2600 940 / 1400	BIO TECHNOLOGY				BIO TECHNOLOGY				BIO TECHNOLOGY				BIO TECHNOLOGY				329	241	268	297	388	260			7.36							1802010									
	34	16	26	76	A	8	48	42	17	27	86	A+	9	54	42	15	26	83	A+	9	54	84	84	A+	9	54	8.75	6.45	7.00	6.43	8.21	7.25	Distinction	07/0							
																	210/24	142/22	154/22	180/28	230/28	174/24			PASS																
1802010190490047 MONALI MALLICK 1591 / 2600 851 / 1400	BIO TECHNOLOGY				BIO TECHNOLOGY				BIO TECHNOLOGY				BIO TECHNOLOGY				315	195	229	267	336	249			6.66							1802010									
	34	14	25	73	A	8	48	41	14	26	81	A+	9	54	41	14	25	80	A+	9	54	81	81	A+	9	54	8.75	5.36	6.18	5.86	7.21	6.50	Distinction	07/0							
																	210/24	118/22	136/22	164/28	202/28	156/24			PASS																
1802010190490048 KALPANA SINGH 1703 / 2600 928 / 1400	BIO TECHNOLOGY				BIO TECHNOLOGY				BIO TECHNOLOGY				BIO TECHNOLOGY				318	212	237	305	355	276			7.14							1802010									
	34	15	25	74	A	8	48	41	16	25	82	A+	9	54	40	14	26	80	A+	9	54	82	82	A+	9	54	8.75	5.82	6.45	6.93	7.43	7.25	Distinction	07/0							
																	210/24	128/22	142/22	194/28	208/28	174/24			PASS																


ABBREVIATION : ES-End Semester, MS-Mid Semester, PR-Practical, AGG-Aggregate, GR-Grade, GP-Grade Point, CP-Credit Point, CR-Credit, PM-Pass Mark, AB-Absent, SGPA-Semester Grade Point Average, CGPA-Cumulative Grade Point Average, B.C-Board Case

Credit Point (CP) = Credit (CR) x Grade Points (GP), Credit Index = Sum of Credit Point (CP), Semester Grade Point Average (SGPA) = Credit Index / Total Credit

Grade - Outstanding-'O', Excellent-'A+', Very Good-'A', Good-'B+', Above Average-'B', Fair-'C', Pass-'D', Failed-'F', Absent-'F', Malpractice-'M' || Grade Point (GP) : (O=10, A+=9, A=8, B+=7, B=6, C=5, D=4, F=0, M=0)

One has to secure at least 26 out of 80, 17 out of 50 in End Sem, 40% in Practical / Project, 33% in Aggregate and must appeared Mid Sem exam in order to pass in that paper.

PRINCIPAL


CONTROLLER OF EXAMINATIONS


UTKAL UNIVERSITY
TABULATION REGISTER
BACHELOR OF SCIENCE HONOURS 6TH SEMESTER REGULAR C.B.C.S. EXAMINATION 2021 (2018 ADMN BATCH)

CENTER : MITS SCHOOL OF BIOTECHNOLOGY (9049)

EXAM ROLL NO STUDENT NAME CORE TOTAL G.TOTAL	CORE-13						CORE-14						DSE-3						DSE-4						T.MARK SGPA6	T.MARK SGPA1	T.MARK SGPA2	T.MARK SGPA3	T.MARK SGPA4	T.MARK SGPA5	CGPA CGPA GRADE FINAL RESULT	REMARK	EXAM DA PUBL											
	ES	MS	PR	AGG	GR	GP	CP	ES	MS	PR	AGG	GR	GP	CP	ES	MS	PR	AGG	GR	GP	CP	ES	MS	PR										AGG	GR	GP	CP	RESULT	RESULT	RESULT	RESULT	RESULT	RESULT	CGPA
	80/50	20	30	100	CR	-	6	80/50	20	30	100	CR	-	6	80/50	20	30	100	CR	-	6	100/80/50	20	30										100	CR	-	6	40/33	CI / TC	CI / TC	CI / TC	CI / TC	CI / TC	CI / TC
1802010190490058 PIYUSH KUMAR BEHERA 1737 / 2600 940 / 1400	BIO TECHNOLOGY						BIO TECHNOLOGY							BIO TECHNOLOGY								BIO TECHNOLOGY								324	209	244	296	386	278	7.35								
	39	15	26	80	A+	9	54	40	16	25	81	A+	9	54	40	14	26	80	A+	9	54	83	83	A+	9	54	9.00	5.91	6.36	6.64	8.43	7.50	B+		1802010									
																																			07/11									
1802010190490059 POOJA RAY 2070 / 2600 1137 / 1400	BIO TECHNOLOGY						BIO TECHNOLOGY							BIO TECHNOLOGY								BIO TECHNOLOGY								348	286	307	401	395	333	8.54								
	44	17	27	88	A+	9	54	44	18	27	89	A+	9	54	43	16	26	85	A+	9	54	86	86	A+	9	54	9.00	7.82	8.36	8.64	8.36	9.00	A+		1802010									
																																		07/11										
1802010190490060 POONAM KACHHAP 1840 / 2600 978 / 1400	BIO TECHNOLOGY						BIO TECHNOLOGY							BIO TECHNOLOGY								BIO TECHNOLOGY								321	262	281	301	381	294	7.62								
	34	16	25	75	A	8	48	40	17	25	82	A+	9	54	39	15	26	80	A+	9	54	84	84	A+	9	54	8.75	6.91	7.73	6.21	8.21	8.00	A		1802010									
																																		07/11										
1802010190490061 PRAJNA PARAMITA 2045 / 2600 1116 / 1400	BIO TECHNOLOGY						BIO TECHNOLOGY							BIO TECHNOLOGY								BIO TECHNOLOGY								347	286	306	383	405	318	8.46								
	42	17	27	86	A+	9	54	43	18	27	88	A+	9	54	43	16	28	87	A+	9	54	86	86	A+	9	54	9.00	7.91	8.45	8.29	8.57	8.50	A		1802010									
																																		07/11										
1802010190490062 PRATIKSHA SAHU 1956 / 2600 1079 / 1400	BIO TECHNOLOGY						BIO TECHNOLOGY							BIO TECHNOLOGY								BIO TECHNOLOGY								336	236	287	373	414	310	8.14								
	40	16	26	82	A+	9	54	42	17	27	86	A+	9	54	42	15	26	83	A+	9	54	85	85	A+	9	54	9.00	6.64	7.82	8.07	8.79	8.25	A		1802010									
																																		07/11										
1802010190490063 PRATYASHA PATI 1968 / 2600 1048 / 1400	BIO TECHNOLOGY						BIO TECHNOLOGY							BIO TECHNOLOGY								BIO TECHNOLOGY								339	263	302	372	387	305	8.12								
	43	16	26	85	A+	9	54	42	16	26	84	A+	9	54	42	16	27	85	A+	9	54	85	85	A+	9	54	9.00	7.09	8.09	7.86	8.36	8.25	A		1802010									
																																		07/11										
1802010190490064 PREETIMAYEE JENA 1814 / 2600 977 / 1400	BIO TECHNOLOGY						BIO TECHNOLOGY							BIO TECHNOLOGY								BIO TECHNOLOGY								338	228	292	335	329	292	7.58								
	42	16	27	85	A+	9	54	42	16	26	84	A+	9	54	42	16	27	85	A+	9	54	84	84	A+	9	54	9.00	6.45	7.73	7.36	7.21	7.75	A		1802010									
																																		07/11										
1802010190490065 PRIYA 2250 / 2600 1248 / 1400	BIO TECHNOLOGY						BIO TECHNOLOGY							BIO TECHNOLOGY								BIO TECHNOLOGY								371	322	339	433	440	345	9.31								
	44	20	30	94	O	10	60	44	20	30	94	O	10	60	44	20	30	94	O	10	60	89	89	A+	9	54	9.75	8.64	9.45	9.50	9.43	9.00	A+		1802010									
																																		07/11										
1802010190490066 PRIYA KUMARI 1872 / 2600 1035 / 1400	BIO TECHNOLOGY						BIO TECHNOLOGY							BIO TECHNOLOGY								BIO TECHNOLOGY								333	241	263	345	386	304	7.76								
	37	16	26	79	A	8	48	42	17	26	85	A+	9	54	42	15	27	84	A+	9	54	85	85	A+	9	54	8.75	6.64	7.09	7.64	8.21	8.00	A		1802010									
																																		07/11										

ABBREVIATION : ES-End Semester, MS-Mid Semester, PR-Practical, AGG-Aggregate, GR-Grade, GP-Grade Point, CP-Credit Point, CR-Credit, PM-Pass Mark, AB-Absent, SGPA-Semester Grade Point Average, CGPA-Cumulative Grade Point Average, B.C-Board Case
Credit Point (CP) = Credit (CR) x Grade Points (GP), Credit Index = Sum of Credit Point (CP), Semester Grade Point Average (SGPA) = Credit Index / Total Credit
Grade - Outstanding-'O', Excellent-'A+', Very Good-'A', Good-'B+', Above Average-'B', Fair-'C', Pass-'D', Failed-'F', Absent-'F', Malpractice-'M' || Grade Point (GP) : (O=10, A+=9, A=8, B+=7, B=6, C=5, D=4, F=0, M=0)
One has to secure at least 26 out of 80, 17 out of 50 in End Sem, 40% in Practical / Project, 33% in Aggregate and must appeared Mid Sem exam in order to pass in that paper.

PRINCIPAL


CONTROLLER OF EXAMINATIONS

UTKAL UNIVERSITY
TABULATION REGISTER
BACHELOR OF SCIENCE HONOURS 6TH SEMESTER REGULAR C.B.C.S. EXAMINATION 2021 (2018 ADMN BATCH)

CENTER : MITS SCHOOL OF BIOTECHNOLOGY (9049)


EXAM ROLL NO STUDENT NAME CORE TOTAL G.TOTAL	CORE-13					CORE-14					DSE-3					DSE-4					T.MARK SGPA6	T.MARK SGPA1	T.MARK SGPA2	T.MARK SGPA3	T.MARK SGPA4	T.MARK SGPA5	CGPA CGPA GRADE	EXAM DA PUBL														
	ES	MS	PR	AGG	GR	GP	CP	ES	MS	PR	AGG	GR	GP	CP	ES	MS	PR	AGG	GR	GP									CP	ES	MS	PR	AGG	GR	GP	CP	RESULT	RESULT	RESULT	RESULT	RESULT	RESULT
	80/50	20	30	100	CR	-	6	80/50	20	30	100	CR	-	6	80/50	20	30	100	CR	-									6	100/80/50	20	30	100	CR	-	6	CI / TC	CI / TC	CI / TC	CI / TC	CI / TC	CI / TC
1802010190490067 PRIYADARSANI BARIK 2008 / 2600 1093 / 1400	BIO TECHNOLOGY					BIO TECHNOLOGY					BIO TECHNOLOGY					BIO TECHNOLOGY					337	274	304	374	399	320	8.32	1802010														
	36	17	27	80	A+	9	54	43	17	27	87	A+	9	54	41	17	26	84	A+	9	54	86		86	A+	9	54	9.00	7.36	8.36	8.07	8.57	8.50	Pass	Pass	Pass	Pass	Pass	Pass	Distinction	07/K	
1802010190490068 PRIYAMBADA PRADHAN 1725 / 2600 891 / 1400	BIO TECHNOLOGY					BIO TECHNOLOGY					BIO TECHNOLOGY					BIO TECHNOLOGY					314	220	271	284	354	282	7.23	1802010														
	38	15	26	79	A	8	48	41	14	26	81	A+	9	54	30	16	25	71	A	8	48	83		83	A+	9	54	8.50	6.00	7.18	6.36	7.57	7.75	Pass	Pass	Pass	Pass	Pass	Pass	Distinction	07/K	
1802010190490069 PRIYANKA BHUYAN 2020 / 2600 1094 / 1400	BIO TECHNOLOGY					BIO TECHNOLOGY					BIO TECHNOLOGY					BIO TECHNOLOGY					342	283	316	362	405	312	8.30	1802010														
	38	17	27	82	A+	9	54	43	17	27	87	A+	9	54	44	17	26	87	A+	9	54	86		86	A+	9	54	9.00	7.82	8.36	7.79	8.57	8.25	Pass	Pass	Pass	Pass	Pass	Pass	Distinction	07/K	
1802010190490070 PRIYANKA PRIYADARSHINEE PARIDA 2180 / 2600 1189 / 1400	BIO TECHNOLOGY					BIO TECHNOLOGY					BIO TECHNOLOGY					BIO TECHNOLOGY					368	316	334	406	442	314	9.00	1802010														
	44	20	27	91	O	10	60	44	20	30	94	O	10	60	44	20	30	94	O	10	60	89		89	A+	9	54	9.75	8.55	9.09	8.64	9.43	8.50	Pass	Pass	Pass	Pass	Pass	Pass	Distinction	07/K	
1802010190490071 PUSPITA NAYAK 1950 / 2600 1070 / 1400	BIO TECHNOLOGY					BIO TECHNOLOGY					BIO TECHNOLOGY					BIO TECHNOLOGY					331	263	302	369	375	310	8.16	1802010														
	36	16	26	78	A	8	48	41	17	26	84	A+	9	54	42	15	27	84	A+	9	54	85		85	A+	9	54	8.75	7.36	8.27	8.07	8.21	8.25	Pass	Pass	Pass	Pass	Pass	Pass	Distinction	07/K	
1802010190490072 RASHMI RANJAN SWAIN 2014 / 2600 1085 / 1400	BIO TECHNOLOGY					BIO TECHNOLOGY					BIO TECHNOLOGY					BIO TECHNOLOGY					336	311	291	378	389	309	8.30	1802010														
	37	17	26	80	A+	9	54	41	17	26	84	A+	9	54	42	17	27	86	A+	9	54	86		86	A+	9	54	9.00	8.18	7.91	8.29	8.36	8.00	Pass	Pass	Pass	Pass	Pass	Pass	Distinction	07/K	
1802010190490073 RITIKA BEURA 1763 / 2600 958 / 1400	BIO TECHNOLOGY					BIO TECHNOLOGY					BIO TECHNOLOGY					BIO TECHNOLOGY					323	210	270	318	365	277	7.31	1802010														
	37	16	18	71	A	8	48	42	15	27	84	A+	9	54	41	17	26	84	A+	9	54	84		84	A+	9	54	8.75	5.91	7.36	6.64	7.64	7.50	Pass	Pass	Pass	Pass	Pass	Pass	Distinction	07/K	
1802010190490075 RUPALI PATI 2213 / 2600 1199 / 1400	BIO TECHNOLOGY					BIO TECHNOLOGY					BIO TECHNOLOGY					BIO TECHNOLOGY					371	327	331	412	429	343	9.01	1802010														
	44	20	30	94	O	10	60	44	20	30	94	O	10	60	44	20	30	94	O	10	60	89		89	A+	9	54	9.75	8.82	8.91	8.86	8.79	9.00	Pass	Pass	Pass	Pass	Pass	Pass	Distinction	07/K	
1802010190490076 SABYASACHI PANDA 1909 / 2600 1053 / 1400	BIO TECHNOLOGY					BIO TECHNOLOGY					BIO TECHNOLOGY					BIO TECHNOLOGY					331	256	284	358	390	290	7.93	1802010														
	36	16	26	78	A	8	48	42	17	26	85	A+	9	54	41	15	27	83	A+	9	54	85		85	A+	9	54	8.75	7.09	7.82	7.86	8.21	7.75	Pass	Pass	Pass	Pass	Pass	Pass	Distinction	07/K	

ABBREVIATION : ES-End Semester, MS-Mid Semester, PR-Practical, AGG-Aggregate, GR-Grade, GP-Grade Point, CP-Credit Point, CR-Credit, PM-Pass Mark, AB-Absent, SGPA-Semester Grade Point Average, CGPA-Cumulative Grade Point Average, B.C-Board Case
Credit Point (CP) = Credit (CR) x Grade Points (GP), Credit Index = Sum of Credit Point (CP), Semester Grade Point Average (SGPA) = Credit Index / Total Credit

Grade - Outstanding-'O', Excellent-'A+', Very Good-'A', Good-'B+', Above Average-'B', Fair-'C', Pass-'D', Failed-'F', Absent-'F', Malpractice-'M' || Grade Point (GP) : (O=10, A+=9, A=8, B+=7, B=6, C=5, D=4, F=0, M=0)

One has to secure at least 26 out of 80, 17 out of 50 in End Sem, 40% in Practical / Project, 33% in Aggregate and must appeared Mid Sem exam in order to pass in that paper.

PRINCIPAL


CONTROLLER OF EXAMINATIONS

UTKAL UNIVERSITY
TABULATION REGISTER
BACHELOR OF SCIENCE HONOURS 6TH SEMESTER REGULAR C.B.C.S. EXAMINATION 2021 (2018 ADMN BATCH)

CENTER : MITS SCHOOL OF BIOTECHNOLOGY (9049)


EXAM ROLL NO STUDENT NAME CORE TOTAL G.TOTAL	CORE-13						CORE-14						DSE-3						DSE-4						T.MARK SGPA6 RESULT CI / TC	T.MARK SGPA1 RESULT CI / TC	T.MARK SGPA2 RESULT CI / TC	T.MARK SGPA3 RESULT CI / TC	T.MARK SGPA4 RESULT CI / TC	T.MARK SGPA5 RESULT CI / TC	CGPA CGPA GRADE FINAL RESULT	REMARK	EXAM DA PUBL					
	ES	MS	PR	AGG	GR	GP	CP	ES	MS	PR	AGG	GR	GP	CP	ES	MS	PR	AGG	GR	GP	CP	ES	MS	PR										AGG	GR	GP	CP	
	80/50	20	30	100	CR	-	6	80/50	20	30	100	CR	-	6	80/50	20	30	100	CR	-	6	100/80/50	20	30										100	CR	-	6	
1802010190490087 SATWA SAYAM MOHANTY 1765 / 2600 947 / 1400	BIO TECHNOLOGY						BIO TECHNOLOGY							BIO TECHNOLOGY								BIO TECHNOLOGY								318	289	265	287	353	253	7.50 A Distinction PASS	1802010	07/K
1802010190490088 SHARON SAMIKSHA TOPNO 2096 / 2600 1143 / 1400	BIO TECHNOLOGY						BIO TECHNOLOGY							BIO TECHNOLOGY								BIO TECHNOLOGY								349	315	307	392	408	325	8.62 A+ Distinction PASS	1802010	07/K
1802010190490089 SHIBANI CHOUHDURY 1752 / 2600 923 / 1400	BIO TECHNOLOGY						BIO TECHNOLOGY							BIO TECHNOLOGY								BIO TECHNOLOGY								323	230	236	288	374	301	7.38 B+ Distinction PASS	1802010	07/K
1802010190490090 SHIREEN BEGUM 1933 / 2600 1056 / 1400	BIO TECHNOLOGY						BIO TECHNOLOGY							BIO TECHNOLOGY								BIO TECHNOLOGY								325	275	290	369	377	297	8.09 A Distinction PASS	1802010	07/K
1802010190490091 SRADHANJALI BEHERA 1726 / 2600 942 / 1400	BIO TECHNOLOGY						BIO TECHNOLOGY							BIO TECHNOLOGY								BIO TECHNOLOGY								320	210	248	305	362	281	7.31 B+ Distinction PASS	1802010	08/K
1802010190490092 SHRUTI SUCHARITA PRADHAN 1862 / 2600 986 / 1400	BIO TECHNOLOGY						BIO TECHNOLOGY							BIO TECHNOLOGY								BIO TECHNOLOGY								332	297	271	309	352	301	7.73 A Distinction PASS	1802010	07/K
1802010190490093 SHUBHAM DAS 1717 / 2600 918 / 1400	BIO TECHNOLOGY						BIO TECHNOLOGY							BIO TECHNOLOGY								BIO TECHNOLOGY								305	246	257	301	321	287	7.23 B+ Distinction PASS	1802010	07/K
1802010190490094 SHUBHANKAR KIRTANIYA 1751 / 2600 935 / 1400	BIO TECHNOLOGY						BIO TECHNOLOGY							BIO TECHNOLOGY								BIO TECHNOLOGY								317	245	263	298	351	277	7.28 B+ Distinction PASS	1802010	07/K
1802010190490095 SIPRA PRIYADARSHINI 1873 / 2600 1007 / 1400	BIO TECHNOLOGY						BIO TECHNOLOGY							BIO TECHNOLOGY								BIO TECHNOLOGY								326	256	270	327	393	301	7.80 A Distinction PASS	1802010	07/K

ABBREVIATION : ES-End Semester, MS-Mid Semester, PR-Practical, AGG-Aggregate, GR-Grade, GP-Grade Point, CP-Credit Point, CR-Credit, PM-Pass Mark, AB-Absent, SGPA-Semester Grade Point Average, CGPA-Cumulative Grade Point Average, B.C-Board Case
Credit Point (CP) = Credit (CR) x Grade Points (GP), Credit Index = Sum of Credit Point (CP), Semester Grade Point Average (SGPA) = Credit Index / Total Credit

Grade - Outstanding-'O', Excellent-'A+', Very Good-'A', Good-'B+', Above Average-'B', Fair-'C', Pass-'D', Failed-'F', Absent-'F', Malpractice-'M' || Grade Point (GP) : (O=10, A+=9, A=8, B+=7, B=6, C=5, D=4, F=0, M=0)

One has to secure at least 26 out of 80, 17 out of 50 in End Sem, 40% in Practical / Project, 33% in Aggregate and must appeared Mid Sem exam in order to pass in that paper.

PRINCIPAL


CONTROLLER OF EXAMINATIONS


UTKAL UNIVERSITY
TABULATION REGISTER
BACHELOR OF SCIENCE HONOURS 6TH SEMESTER REGULAR C.B.C.S. EXAMINATION 2021 (2018 ADMN BATCH)

CENTER : MITS SCHOOL OF BIOTECHNOLOGY (9049)

EXAM ROLL NO STUDENT NAME CORE TOTAL G.TOTAL	CORE-13						CORE-14						DSE-3						DSE-4						T.MARK SGPA6 RESULT CI / TC	T.MARK SGPA1 RESULT CI / TC	T.MARK SGPA2 RESULT CI / TC	T.MARK SGPA3 RESULT CI / TC	T.MARK SGPA4 RESULT CI / TC	T.MARK SGPA5 RESULT CI / TC	CGPA CGPA GRADE FINAL RESULT	EXAM DA PUBL				
	ES	MS	PR	AGG	GR	GP	CP	ES	MS	PR	AGG	GR	GP	CP	ES	MS	PR	AGG	GR	GP	CP	ES	MS	PR									AGG	GR	GP	CP
	80/50	20	30	100	CR	-	6	80/50	20	30	100	CR	-	6	80/50	20	30	100	CR	-	6	100/80/50	20	30									100	CR	-	6
1802010190490096 SIVA PRIYA RAIGURU 1890 / 2600 1046 / 1400	BIO TECHNOLOGY						BIO TECHNOLOGY						BIO TECHNOLOGY						BIO TECHNOLOGY						335	260	266	326	379	324	7.96	1802010				
	40	16	26	82	A+	9	54	42	17	27	86	A+	9	54	41	15	27	83	A+	9	54	84		84	A+	9	54	9.00	7.27	7.36	7.29	8.07	8.75	A	07/11	
	Pass						Pass						Pass						216/24	160/22	162/22	204/28	226/28	210/24	PASS											
1802010190490097 SOHAN KUMAR SAHOO 2081 / 2600 1131 / 1400	BIO TECHNOLOGY						BIO TECHNOLOGY						BIO TECHNOLOGY						BIO TECHNOLOGY						346	317	313	374	405	326	8.55	1802010				
	38	18	27	83	A+	9	54	42	18	28	88	A+	9	54	42	18	28	88	A+	9	54	87		87	A+	9	54	9.00	8.45	8.36	7.93	8.64	9.00	A+	07/11	
	Pass						Pass						Pass						216/24	186/22	184/22	222/28	242/28	216/24	Distinction											
	Pass						Pass						Pass						216/24	186/22	184/22	222/28	242/28	216/24	PASS											
1802010190490098 SOMOSHREE PAUL 1917 / 2600 1041 / 1400	BIO TECHNOLOGY						BIO TECHNOLOGY						BIO TECHNOLOGY						BIO TECHNOLOGY						333	281	284	349	371	299	8.01	1802010				
	36	16	26	78	A	8	48	42	15	27	84	A+	9	54	42	17	27	86	A+	9	54	85		85	A+	9	54	8.75	7.73	7.82	7.71	8.07	8.00	A	07/11	
	Pass						Pass						Pass						210/24	170/22	172/22	216/28	226/28	192/24	Distinction											
	Pass						Pass						Pass						210/24	170/22	172/22	216/28	226/28	192/24	PASS											
1802010190490099 SONALI PRIYADARSINI 1965 / 2600 1081 / 1400	BIO TECHNOLOGY						BIO TECHNOLOGY						BIO TECHNOLOGY						BIO TECHNOLOGY						332	271	318	340	386	318	8.22	1802010				
	37	16	26	79	A	8	48	41	17	27	85	A+	9	54	42	15	26	83	A+	9	54	85		85	A+	9	54	8.75	7.36	8.82	7.50	8.43	8.50	A	07/11	
	Pass						Pass						Pass						210/24	162/22	194/22	210/28	236/28	204/24	Distinction											
	Pass						Pass						Pass						210/24	162/22	194/22	210/28	236/28	204/24	PASS											
1802010190490100 SOU MYARANJAN SAHOO 1934 / 2600 1061 / 1400	BIO TECHNOLOGY						BIO TECHNOLOGY						BIO TECHNOLOGY						BIO TECHNOLOGY						335	265	289	335	391	319	8.11	1802010				
	39	16	27	82	A+	9	54	41	16	27	84	A+	9	54	42	16	26	84	A+	9	54	85		85	A+	9	54	9.00	7.27	7.91	7.29	8.43	8.75	A	07/11	
	Pass						Pass						Pass						216/24	160/22	174/22	204/28	236/28	210/24	Distinction											
	Pass						Pass						Pass						216/24	160/22	174/22	204/28	236/28	210/24	PASS											
1802010190490101 SUBHASHREE NAYAK 2024 / 2600 1087 / 1400	BIO TECHNOLOGY						BIO TECHNOLOGY						BIO TECHNOLOGY						BIO TECHNOLOGY						339	297	296	369	399	324	8.31	1802010				
	39	16	27	82	A+	9	54	43	17	27	87	A+	9	54	41	17	26	84	A+	9	54	86		86	A+	9	54	9.00	7.82	8.09	7.86	8.57	8.50	A	07/11	
	Pass						Pass						Pass						216/24	172/22	178/22	220/28	240/28	204/24	Distinction											
	Pass						Pass						Pass						216/24	172/22	178/22	220/28	240/28	204/24	PASS											
1802010190490102 SUCHITRA DASH 1770 / 2600 960 / 1400	BIO TECHNOLOGY						BIO TECHNOLOGY						BIO TECHNOLOGY						BIO TECHNOLOGY						331	249	268	327	307	288	7.42	1802010				
	37	16	26	79	A	8	48	41	15	26	82	A+	9	54	42	17	27	86	A+	9	54	84		84	A+	9	54	8.75	7.09	7.36	6.86	6.64	8.00	B+	07/11	
	Pass						Pass						Pass						210/24	156/22	162/22	192/28	186/28	192/24	Distinction											
	Pass						Pass						Pass						210/24	156/22	162/22	192/28	186/28	192/24	PASS											
1802010190490103 SUDHA KUMARI 1624 / 2600 929 / 1400	BIO TECHNOLOGY						BIO TECHNOLOGY						BIO TECHNOLOGY						BIO TECHNOLOGY						311	199	219	298	362	235	6.88	1802010				
	38	16	18	72	A	8	48	38	15	26	79	A	8	48	40	13	26	79	A	8	48	81		81	A+	9	54	8.25	5.64	6.18	6.79	7.86	6.25	B+	22/11	
	Pass						Pass						Pass						198/24	124/22	136/22	190/28	220/28	150/24	PASS											
	Pass						Pass						Pass						198/24	124/22	136/22	190/28	220/28	150/24	PASS											
1802010190490104 SUJIT KUMAR GOCHHI 1842 / 2600 994 / 1400	BIO TECHNOLOGY						BIO TECHNOLOGY						BIO TECHNOLOGY						BIO TECHNOLOGY						335	224	246	331	409	297	7.66	1802010				
	40	16	27	83	A+	9	54	41	16	27	84	A+	9	54	41	16	26	83	A+	9	54	85		85	A+	9	54	9.00	6.09	6.82	7.43	8.57	7.75	A	07/11	
	Pass						Pass						Pass						216/24	134/22	150/22	208/28	240/28	186/24	Distinction											
	Pass						Pass						Pass						216/24	134/22	150/22	208/28	240/28	186/24	PASS											

ABBREVIATION : ES-End Semester, MS-Mid Semester, PR-Practical, AGG-Aggregate, GR-Grade, GP-Grade Point, CP-Credit Point, CR-Credit, PM-Pass Mark, AB-Absent, SGPA-Semester Grade Point Average, CGPA-Cumulative Grade Point Average, B.C-Board Case
Credit Point (CP) = Credit (CR) x Grade Points (GP), **Credit Index** = Sum of Credit Point (CP), **Semester Grade Point Average (SGPA)** = Credit Index / Total Credit
Grade - Outstanding-'O', Excellent-'A+', Very Good-'A', Good-'B+', Above Average-'B', Fair-'C', Pass-'D', Failed-'F', Absent-'F', Malpractice-'M' || **Grade Point (GP)** : (O=10, A+=9, A=8, B+=7, B=6, C=5, D=4, F=0, M=0)
One has to secure at least 26 out of 80, 17 out of 50 in End Sem, 40% in Practical / Project, 33% in Aggregate and must appeared Mid Sem exam in order to pass in that paper.

PRINCIPAL



CONTROLLER OF EXAMINATIONS


UTKAL UNIVERSITY
TABULATION REGISTER
BACHELOR OF SCIENCE HONOURS 6TH SEMESTER REGULAR C.B.C.S. EXAMINATION 2021 (2018 ADMN BATCH)

CENTER : MITS SCHOOL OF BIOTECHNOLOGY (9049)

EXAM ROLL NO STUDENT NAME CORE TOTAL G.TOTAL	CORE-13					CORE-14					DSE-3					DSE-4					T.MARK SGPA6 RESULT CI / TC	T.MARK SGPA1 RESULT CI / TC	T.MARK SGPA2 RESULT CI / TC	T.MARK SGPA3 RESULT CI / TC	T.MARK SGPA4 RESULT CI / TC	T.MARK SGPA5 RESULT CI / TC	CGPA CGPA GRADE FINAL RESULT	REMARK	EXAM DA PUBL		
	ES	MS	PR	AGG	GR GP CP	ES	MS	PR	AGG	GR GP CP	ES	MS	PR	AGG	GR GP CP	ES	MS	PR	AGG	GR GP CP											
1802010190490105 SUNSHAINA SAMUEL 1908 / 2600 1028 / 1400	BIO TECHNOLOGY					BIO TECHNOLOGY					BIO TECHNOLOGY					BIO TECHNOLOGY					327	272	299	352	366	292	7.99	A	Distinction PASS	1802010	07/11
1802010190490106 SURYA PRASAD DIXIT 1793 / 2600 971 / 1400	BIO TECHNOLOGY					BIO TECHNOLOGY					BIO TECHNOLOGY					BIO TECHNOLOGY					323	227	266	310	372	295	7.47	B+	Distinction PASS	1802010	07/11
1802010190490107 SUSRIYA SAMMANWITA 2150 / 2600 1197 / 1400	BIO TECHNOLOGY					BIO TECHNOLOGY					BIO TECHNOLOGY					BIO TECHNOLOGY					364	300	324	387	441	334	8.91	A+	Distinction PASS	1802010	07/11
1802010190490108 SWADHIN KUMAR PATEL 1706 / 2600 916 / 1400	BIO TECHNOLOGY					BIO TECHNOLOGY					BIO TECHNOLOGY					BIO TECHNOLOGY					303	260	244	324	311	264	7.07	B+	Distinction PASS	1802010	07/11
1802010190490109 SWATISHREE SAHOO 1913 / 2600 1032 / 1400	BIO TECHNOLOGY					BIO TECHNOLOGY					BIO TECHNOLOGY					BIO TECHNOLOGY					332	267	274	347	391	302	7.92	A	Distinction PASS	1802010	07/11
1802010190490110 TANISHA MOHANTA 1781 / 2600 967 / 1400	BIO TECHNOLOGY					BIO TECHNOLOGY					BIO TECHNOLOGY					BIO TECHNOLOGY					334	206	257	319	379	286	7.43	B+	Distinction PASS	1802010	07/11
1802010190490111 TANUSHREE PRADHAN 1751 / 2600 935 / 1400	BIO TECHNOLOGY					BIO TECHNOLOGY					BIO TECHNOLOGY					BIO TECHNOLOGY					331	227	259	302	365	267	7.42	B+	Distinction PASS	1802010	07/11
1802010190490112 TAPAS DATTA MAHAPATRA 1654 / 2600 886 / 1400	BIO TECHNOLOGY					BIO TECHNOLOGY					BIO TECHNOLOGY					BIO TECHNOLOGY					308	230	223	282	356	255	6.99	B+	Distinction PASS	1802010	07/11
1802010190490113 TRUPTI TAPASI MAHAPATRA 2124 / 2600 1143 / 1400	BIO TECHNOLOGY					BIO TECHNOLOGY					BIO TECHNOLOGY					BIO TECHNOLOGY					349	328	322	400	402	323	8.74	A+	Distinction PASS	1802010	07/11

ABBREVIATION : ES-End Semester, MS-Mid Semester, PR-Practical, AGG-Aggregate, GR-Grade, GP-Grade Point, CP-Credit Point, CR-Credit, PM-Pass Mark, AB-Absent, SGPA-Semester Grade Point Average, CGPA-Cumulative Grade Point Average, B.C-Board Case
Credit Point (CP) = Credit (CR) x Grade Points (GP), Credit Index = Sum of Credit Point (CP), Semester Grade Point Average (SGPA) = Credit Index / Total Credit
Grade - Outstanding-'O', Excellent-'A+', Very Good-'A', Good-'B+', Above Average-'B', Fair-'C', Pass-'D', Failed-'F', Absent-'F', Malpractice-'M' || Grade Point (GP) : (O=10, A+=9, A=8, B+=7, B=6, C=5, D=4, F=0, M=0)
One has to secure at least 26 out of 80, 17 out of 50 in End Sem, 40% in Practical / Project, 33% in Aggregate and must appeared Mid Sem exam in order to pass in that paper.

PRINCIPAL


CONTROLLER OF EXAMINATIONS


UTKAL UNIVERSITY
TABULATION REGISTER
BACHELOR OF SCIENCE HONOURS 6TH SEMESTER REGULAR C.B.C.S. EXAMINATION 2021 (2018 ADMN BATCH)

CENTER : MITS SCHOOL OF BIOTECHNOLOGY (9049)

EXAM ROLL NO STUDENT NAME CORE TOTAL G.TOTAL	CORE-13						CORE-14						DSE-3						DSE-4						T.MARK SGPA6 RESULT CI / TC	T.MARK SGPA1 RESULT CI / TC	T.MARK SGPA2 RESULT CI / TC	T.MARK SGPA3 RESULT CI / TC	T.MARK SGPA4 RESULT CI / TC	T.MARK SGPA5 RESULT CI / TC	CGPA CGPA GRADE DISTINCTION FINAL RESULT	REMARK	EXAM DA PUBL	
	ES	MS	PR	AGG	GR	GP CP	ES	MS	PR	AGG	GR	GP CP	ES	MS	PR	AGG	GR	GP CP	ES	MS	PR	AGG	GR	GP CP										
	80/50	20	30	100	CR	- 6	80/50	20	30	100	CR	- 6	80/50	20	30	100	CR	- 6	100/80/50	20	30	100	CR	- 6										
1802010190490114 UPASANA SAHU 1712 / 2600 923 / 1400	BIO TECHNOLOGY						BIO TECHNOLOGY						BIO TECHNOLOGY						BIO TECHNOLOGY							324	214	214	288	375	297	7.14 B+	1802010	
		38	15	24	77	A 8 48	44	16	23	83	A+ 9 54	41	14	27	82	A+ 9 54	82			82	A+ 9 54	8.75	5.64	6.00	6.21	8.00	8.00	Distinction PASS		07/0				
1802010190490115 SONALI PRIYADARSHINI 2023 / 2600 1112 / 1400	BIO TECHNOLOGY						BIO TECHNOLOGY						BIO TECHNOLOGY						BIO TECHNOLOGY							336	295	290	382	415	305	8.24 A	1802010	
		33	17	27	77	A 8 48	42	17	28	87	A+ 9 54	42	17	27	86	A+ 9 54	86			86	A+ 9 54	8.75	7.82	7.91	8.07	8.79	8.00	Distinction PASS		07/0				
1802010190490116 PRAGNYA SAHU 1862 / 2600 1015 / 1400	BIO TECHNOLOGY						BIO TECHNOLOGY						BIO TECHNOLOGY						BIO TECHNOLOGY							333	259	260	343	382	285	7.76 A	1802010	
		39	16	25	80	A+ 9 54	42	16	27	85	A+ 9 54	41	16	26	83	A+ 9 54	85			85	A+ 9 54	9.00	7.09	7.00	7.43	8.14	7.75	Distinction PASS		07/0				
1802010190490117 RHYTHM KARIR 1954 / 2600 1104 / 1400	BIO TECHNOLOGY						BIO TECHNOLOGY						BIO TECHNOLOGY						BIO TECHNOLOGY							333	267	302	376	373	303	8.15 A	1802010	
		38	16	25	79	A 8 48	41	17	27	85	A+ 9 54	42	15	27	84	A+ 9 54	85			85	A+ 9 54	8.75	7.45	8.27	8.21	8.14	8.00	Distinction PASS		07/0				
1802010190490118 DEBASISH BAG 1725 / 2600 921 / 1400	BIO TECHNOLOGY						BIO TECHNOLOGY						BIO TECHNOLOGY						BIO TECHNOLOGY							326	215	233	310	373	268	7.19 B+	1802010	
		40	15	25	80	A+ 9 54	40	15	26	81	A+ 9 54	41	15	26	82	A+ 9 54	83			83	A+ 9 54	9.00	6.00	6.27	6.64	7.79	7.25	Distinction PASS		07/0				

ABBREVIATION : ES-End Semester, MS-Mid Semester, PR-Practical, AGG-Aggregate, GR-Grade, GP-Grade Point, CP-Credit Point, CR-Credit, PM-Pass Mark, AB-Absent, SGPA-Semester Grade Point Average, CGPA-Cumulative Grade Point Average, B.C-Board Case
 Credit Point (CP) = Credit (CR) x Grade Points (GP), Credit Index = Sum of Credit Point (CP), Semester Grade Point Average (SGPA) = Credit Index / Total Credit
Grade - Outstanding-'O', Excellent-'A+', Very Good-'A', Good-'B+', Above Average-'B', Fair-'C', Pass-'D', Failed-'F', Absent-'F', Malpractice-'M' || Grade Point (GP) : (O=10, A+=9, A=8, B+=7, B=6, C=5, D=4, F=0, M=0)
One has to secure at least 26 out of 80, 17 out of 50 in End Sem, 40% in Practical / Project, 33% in Aggregate and must appeared Mid Sem exam in order to pass in that paper.

PRINCIPAL


 CONTROLLER OF EXAMINATIONS

GRADING SYSTEM			
Qualification	Grade	Mark Secured from 100	Grade Point
Outstanding	'O'	90-100	10
Excellent	'A+'	80-89	9
Very Good	'A'	70-79	8
Good	'B+'	60-69	7
Above Average	'B'	50-59	6
Fair	'C'	45-49	5
Pass	'D'	33-44	4
Failed	'F'	Below 33	0
Absent	'F'		0
Malpractice	'M'		0

15-3100
B-A 34-0001
PT

UTKAL UNIVERSITY COMPUTER CELL

UTKAL UNIVERSITY COMPUTER CELL

UTKAL UNIVERSITY COMPUTER CELL

UTKAL UNIVERSITY COMPUTER CELL

UTKAL UNIVERSITY COMPUTER CELL

ROLL NO.	NAME OF THE STUDENT	ROLL NO.	NAME OF THE STUDENT	ROLL NO.	NAME OF THE STUDENT	ROLL NO.	NAME OF THE STUDENT	ROLL NO.	NAME OF THE STUDENT	ROLL NO.	NAME OF THE STUDENT	ROLL NO.	NAME OF THE STUDENT	ROLL NO.	NAME OF THE STUDENT	ROLL NO.	NAME OF THE STUDENT	ROLL NO.	NAME OF THE STUDENT	ROLL NO.	NAME OF THE STUDENT	ROLL NO.	NAME OF THE STUDENT	ROLL NO.	NAME OF THE STUDENT	ROLL NO.	NAME OF THE STUDENT	ROLL NO.	NAME OF THE STUDENT	ROLL NO.	NAME OF THE STUDENT	ROLL NO.	NAME OF THE STUDENT	ROLL NO.	NAME OF THE STUDENT	ROLL NO.	NAME OF THE STUDENT	ROLL NO.	NAME OF THE STUDENT										
66220UT18001	...	66220UT18002	...	66220UT18003	...	66220UT18004	...	66220UT18005	...	66220UT18006	...	66220UT18007	...	66220UT18008	...	66220UT18009	...	66220UT18010	...	66220UT18011	...	66220UT18012	...	66220UT18013	...	66220UT18014	...	66220UT18015	...	66220UT18016	...	66220UT18017	...	66220UT18018	...	66220UT18019	...	66220UT18020	...	66220UT18021	...	66220UT18022	...	66220UT18023	...	66220UT18024	...	66220UT18025	...

N. Ace

[Signature]

2552 7-4

[Signature]

THE BUREAU OFFICE OF STATISTICS

STATISTICAL SUMMARY, 1950

UNIT NO.	NAME OF THE MEMBER	AGE	SEX	RACE	RELIGION	EDUCATION	EMPLOYMENT	INCOME	PROPERTY	RESIDENCE	OTHER DATA
662200180026	THOMAS WALTER	50	M	W	R	H		6	1	3	3A48 ¹⁰ 4 5 ¹¹ 3451 7-11
662200180027	JOHN RAY	53	M	W	R	H					
662200180028	WALTER RAY	52	M	W	R	H					403 ²⁰ 2481
662200180029	WALTER RAY	54	M	W	R	H					
662200180030	WALTER RAY	51	M	W	R	H					
662200180031	WALTER RAY	53	M	W	R	H					
662200180032	WALTER RAY	54	M	W	R	H					415 ²⁰ 643
662200180033	WALTER RAY	55	M	W	R	H					3506 3733
662200180034	WALTER RAY	56	M	W	R	H					3612 5186
662200180035	WALTER RAY	57	M	W	R	H					413 ²⁰ 710
662200180036	WALTER RAY	58	M	W	R	H					3551 7143
662200180037	WALTER RAY	59	M	W	R	H					
662200180038	WALTER RAY	60	M	W	R	H					
662200180039	WALTER RAY	61	M	W	R	H					415 ²⁰ 735
662200180040	WALTER RAY	62	M	W	R	H					415 ²⁰ 731
662200180041	WALTER RAY	63	M	W	R	H					3519 7131
662200180042	WALTER RAY	64	M	W	R	H					
662200180043	WALTER RAY	65	M	W	R	H					415 ²⁰ 707
662200180044	WALTER RAY	66	M	W	R	H					3501 7177
662200180045	WALTER RAY	67	M	W	R	H					
662200180046	WALTER RAY	68	M	W	R	H					317 ²⁰ 392 ²⁰
662200180048	WALTER RAY	70	M	W	R	H					3517 714
662200180049	WALTER RAY	71	M	W	R	H					

THIS SUMMARY IS PREPARED BY THE BUREAU OFFICE OF STATISTICS AND IS SUBJECT TO THE FOLLOWING NOTES:

N. Ace

(Signature)

UNIVERSITY OF UTAH

UNIVERSITY OF UTAH, UTAH

ROLL NO	NAME OF THE STUDENT	PAPER-1				PAPER-2				PAPER-3				PAPER-4				TOTAL	GRADE	REMARKS																																								
		Q1	Q2	Q3	Q4	Q1	Q2	Q3	Q4	Q1	Q2	Q3	Q4	Q1	Q2	Q3	Q4																																											
66220001	SHARDA SUDHA	50	29	87	8	9	36	47	0	10	20	32	28	25	0	10	41	45	0	10	20	30	29	87	8	9	36	45	0	10	20	30	29	87	8	9	36	6	1	2	3	4	5	572	9.39	84	8.82	882	7.62	482	7.57	574	9.24	484	7.89	2893	8.15	1	6622000118050	
66220001	SHARMA SUDHA	56	27	83	8	9	36	40	21	9	10	33	31	24	8	9	34	40	8	9	10	26	30	24	8	9	36	45	0	10	20	30	29	87	8	9	36	1100	510	9.35	374	7.87	784	6.91	477	7.29	5218.00	2716	7.83	6622000118051										
66220001	SHARMA SUDHA	50	25	75	8	9	36	46	0	10	20	34	32	22	8	9	34	41	8	9	10	28	32	24	8	9	36	45	0	10	20	30	29	87	8	9	36	1000	500	9.31	370	7.34	544	7.09	484	7.27	563	8.43	425	7.67	2759	7.89	1	6622000118052						
66220001	SHARMA SUDHA	42	24	66	8	9	36	41	8	9	10	27	28	25	8	9	32	35	8	9	10	26	25	24	8	9	36	41	8	9	10	26	25	24	8	9	36	18	170	8	9	72	515	8.31	344	7.40	346	7.09	483	6.79	537	8.14	410	7.42	2593	7.81	1	6622000118053		
66220001	SHARMA SUDHA	10	27	75	8	9	36	42	8	9	10	24	26	20	8	9	30	30	8	9	10	26	22	24	8	9	36	41	8	9	10	26	25	24	8	9	36	10	170	8	9	72	515	8.62	330	6.27	409	6.64	400	6.14	509	8.14	374	6.93	2490	7.15	1	6622000118054		
66220001	SHARMA SUDHA	52	24	78	8	9	36	41	8	9	10	27	28	25	8	9	32	35	8	9	10	26	25	24	8	9	36	41	8	9	10	26	25	24	8	9	36	10	170	8	9	72	515	8.62	295	6.09	407	6.45	414	6.57	503	7.71	369	7.09	2456	7.12	1	6622000118055		
66220001	SHARMA SUDHA	56	20	85	8	9	36	42	8	9	10	24	26	20	8	9	30	40	8	9	10	26	25	24	8	9	36	45	0	10	20	30	29	87	8	9	36	1000	500	9.38	347	7.82	483	7.73	482	7.57	549	8.29	484	7.67	2695	8.09	1	6622000118056						
66220001	SHARMA SUDHA	56	20	85	8	9	36	47	0	10	20	32	28	25	0	10	41	41	8	9	10	26	25	24	8	9	36	45	0	10	20	30	29	87	8	9	36	1000	500	9.31	375	7.05	393	7.73	483	7.71	573	8.79	467	8.17	2863	8.30	1	6622000118057						
66220001	SHARMA SUDHA	42	24	73	8	9	36	40	8	9	10	27	28	25	8	9	32	35	8	9	10	26	25	24	8	9	36	41	8	9	10	26	25	24	8	9	36	115	8.62	343	6.73	457	6.92	400	6.16	459	7.14	349	6.67	400	6.14	509	8.14	374	6.93	2490	7.15	1	6622000118058	
66220001	SHARMA SUDHA	44	25	69	8	9	36	41	8	9	10	27	28	25	8	9	32	35	8	9	10	26	25	24	8	9	36	40	8	9	10	26	25	24	8	9	36	400	400	9.31	314	6.09	417	6.09	410	6.09	493	7.95	482	7.33	400	6.14	509	8.14	374	6.93	2490	7.15	1	6622000118059
66220001	SHARMA SUDHA	56	20	85	8	9	36	42	8	9	10	27	28	25	8	9	32	35	8	9	10	26	25	24	8	9	36	45	0	10	20	30	29	87	8	9	36	1000	500	9.05	482	6.07	485	7.91	483	7.50	531	8.71	461	8.33	2936	8.44	1	6622000118060						
66220001	SHARMA SUDHA	44	27	71	8	9	36	41	8	9	10	27	28	25	8	9	32	35	8	9	10	26	25	24	8	9	36	41	8	9	10	26	25	24	8	9	36	511	8.46	402	6.07	472	7.27	400	6.14	509	8.14	374	6.93	2490	7.15	1	6622000118061							

UNIVERSITY OF UTAH, UTAH

N. Acc

CONTROLLED BY EXPERIMENTERS

UTKAL UNIVERSITY COMPUTER CELL

