



2.6.3(5)

Results analysis along with Result sheet
published by the University for the
A.Y. 2018-19

RESULT ANALYSIS

A.Y.: 2018 - 19

Sl.no.	Name of the programme	No. of students appeared	No. of students passed
1	M.Sc. Biotechnology	60	60
2	M.Sc. Applied microbiology	29	27
3	B.Sc. Biotechnology	114	106
4	BCA	57	40
	TOTAL	260	233



EXAM COORDINATOR



DIRECTOR

Director
MITS School of Biotechnology
Bhubaneswar

ROLLNO	NAME OF THE CANDIDATE	SPL ATTEMPT FM PM	PAPER XIII 50	PAPER XIV 50	PAPER XV 50	PAPER XVI 50	TOT 100	TOT4 250	TOT3 250	TOT2 250	TOT1 250	GTOT 1000	WORDS 330	RESULT	REMARKS
✓ 14754U174001	ADAKLIPSA PRIYADARSINI DASH ELE.	CURR PREV	35	30	46	58	131	199	186	160	173	718	SEVEN ONE EIGHT	1ST	14754U174001
✓ 14754U174002	AISHWARYA SARANGI ELE.	CURR PREV	36	33	47	58	133	204	184	175	197	760	SEVEN SIX ZERO	1ST	14754U174002
✓ 14754U174003	AISHWARYA SWAIN ELE.	CURR PREV	30	33	46	58	127	195	181	144	170	690	SIX NINE ZERO	1ST	14754U174003
✓ 14754U174004	ANUPAJITA DUTTA ELE.	CURR PREV	33	32	46	58	131	196	178	172	169	715	SEVEN ONE FIVE	1ST	14754U174004
✓ 14754U174005	ANUPAMKUMU SWAIN ELE.	CURR PREV	17	27	45	58	87	174	136	125	140	575	FIVE SEVEN FIVE	2ND	14754U174005
✓ 14754U174006	JAYEEN KUMAR SWAIN ELE.	CURR PREV	37	27	47	57	131	198	177	122	168	665	SIX SIX FIVE	1ST	14754U174006
✓ 14754U174008	MAHISHMITA BEHERA ELE.	CURR PREV	36	33	46	58	133	201	183	180	173	717	SEVEN ONE SEVEN	1ST	14754U174008
✓ 14754U174009	PRAYAMBADA SARANGI ELE.	CURR PREV	35	35	47	58	135	206	194	169	182	756	SEVEN FIVE SIX	1ST	14754U174009
✓ 14754U174010	PRAGNYA PARAMITA SAHOO ELE.	CURR PREV	37	34	47	57	133	205	184	156	171	716	SEVEN ONE SIX	1ST	14754U174010
✓ 14754U174011	PRAYAMBADA NAYAK ELE.	CURR PREV	34	32	47	57	133	200	166	162	136	654	SIX FIVE FOUR	1ST	14754U174011
✓ 14754U174012	RASHMITA BEHERA ELE.	CURR PREV	36	34	46	58	134	202	181	164	151	688	SIX EIGHT EIGHT	1ST	14754U174012
✓ 14754U174013	RACHANA PANIGRAHI ELE.	CURR PREV	32	32	47	58	131	199	158	164	174	695	SIX NINE FIVE	1ST	14754U174013

ENROLL- 12 APPEAR- 12 ABSENT- 0 WHO- 0 WNR- 0
1st Class- 0 2nd Class- 0 3rd Class- 0 Pass- 12 Fail- 0

P13, P14, P15 (ELE-A/B/C/D) ELE A- AGRICULTURAL MICROBIOLOGY ELE B- INDUSTRIAL MICROBIOLOGY
ELE C- ENVIRONMENTAL MICROBIOLOGY ELE D- PHARMACEUTICAL & CLINICAL MICROBIOLOGY ELE E- PAINT PATHOLOGY P13 -200S. (100)

ROLLNO	NAME OF THE CANDIDATE	SPL FM PH	ATTEMPT	PAPER XIII 50	PAPER XIV 50	PAPER XV 50	PAPER XVI(P) 100 10	TOT 150 E)	TOT1 250	TOT3 240	TOT2 250	TOT1 250	GTOT 1000 330	RESULT WORDS	REMARKS
✓ 14754U174014	ROHIT RUPAYAN ELE.		CURR PREV	34	31	47	80	112	200	184	154	158	656	SIX NINE SIX	1ST 14754U174014
✓ 14754U174016	S. ANIMITA JENA ELE.		CURR PREV	29	26	47	87	101	188	191	148	164	651	SIX FIVE ONE	1ST 14754U174016
✓ 14754U174017	BARBET KUMAR DUTTA ELE.		CURR PREV	25	31/20	41	85	76	189/20 155	181/2019 151	137	584	Five 644 Four 2019	14754U174017	
✓ 14754U174018	SANDEEP MISHRA ELE.		CURR PREV	35	31	47	88	113	201	177	166	167	711	SEVEN ONE ONE	1ST 14754U174018
✓ 14754U174019	SOMADUTTA SONWANI ELE.		CURR PREV	33	13	48	85	81	176	140	0	142	0		14754U174019 WHU
✓ 14754U174020	SHUJHARANGHU SHEKHAR ACHARYA ELE.		CURR PREV	38	31	47	88	111	204	175	174	168	721	SEVEN TWO ONE	1ST 14754U174020
✓ 14754U174021	SPIPAB SOURGOBINDA SAMANTASINGH ELE.		CURR PREV	30	26	46	85	109	189	164	157	157	667	SIX SIX SEVEN	1ST 14754U174021
✓ 14754U174022	SUBHAKA GUADRI ELE.		CURR PREV	34	31	47	84	112	196	170	171	176	720	SEVEN TWO ZERO	1ST 14754U174022
✓ 14754U174023	SUSHREI SUBHASHMITA SAHOO ELE.		CURR PREV	33	24	45	85	102	187	170	148	171	684	SIX EIGHT FOUR	1ST 14754U174023
✓ 14754U174024	SHRUTI SIRHA SINGH ELE.		CURR PREV	30	21	47	87	90	185	154	139	137	615	SIX ONE FIVE	1ST 14754U174024
✓ 14754U174025	SUBHASHNEE PANDA ELE.		CURR PREV	24	29	46	87	90	186	131	140	159	616	SIX ONE SIX	1ST 14754U174025
✓ 14754U174026	SUNITHA ACHARYA ELE.		CURR PREV	35	20	47	87	112	189	185	152	169	675	SIX SEVEN FIVE	1ST 14754U174026

ENROLL- 12 APPEAR- 12 ABSENT- 0 WHO- 2 WHR- 0
1st Class- 0 2nd Class- 0 3rd Class- 0 Pass- 12 Fail- 0

PI3/PI4,PI5 (ELE-A/B/C/D) ELE A- AGRICULTURAL MICROBIOLOGY ELE B- INDUSTRIAL MICROBIOLOGY
ELE -C- ENVIRONMENTAL MICROBIOLOGY ELE-D- PHARMACEUTICAL & CLINICAL MICROBIOLOGY ELE E- BASIC PATHOLOGY PI -2015, (100)

UTKAL UNIVERSITY
TABULATION REGISTER

PAGE : 5

EXAMINATION : M.SC. IN APPLIED MICROBIOLOGY 4TH SEMESTER EXAM. 2019 HELD IN APRIL 2019
COLLEGE/DEPT. : MITS SCHOOL OF BIOTECHNOLOGY, EMS

SEMESTER - IV

RESULT PUBLISHED ON

ROLLNO	NAME OF THE CANDIDATE	SPL ATTEMPT	PAPER XIII	PAPER XIV	PAPER XV	PAPER XVI(P)	TOT	TOT4	TOT3	TOT2	TOT1	GTOT	RESULT	REMARKS
		FM	50	50	50	100	100	250	250	250	250	1000	WORDS	
		PH				40	40					330		
✓ 14754U174027	SUBHAKARINI PANDA ELE.	CURR PREV	30 23	23	45	44	99	183	183	0	132	0		14754U174027 WHD
14754U174028	SUMIT SOURAV PARIJA ELE.	CURR PREV	24 14	14	46	54	54	165	145	142			309	14754U174028 WHD
✓ 14754U174029	SWATI SNIYA PATRA ELE.	CURR PREV	26 34	34	47	67	107	194	189	178	189	750	SEVEN FIVE ZERO	1ST 14754U174029
✓ 14754U174031	SUBHENDU HAYAK ELE.	CURR PREV	29 27	27	46	54	102	186	142	152	145	625	SIX TWO FIVE	1ST 14754U174031
✓ 14754U174032	UNESH CHANDRA HATHSHARMA ELE.	CURR PREV	31 33	33	47	55	111	199	178	157	159	691	SIX NINE ONE	1ST 14754U174032

ENROLL- 5 APPEAR- 5 ABSENT- 0 WHO- 2 WHR- 0
1st Class- 0 2nd Class- 0 3rd Class- 0 Pass- 5 Fail- 0

P13/P14/P15 (ELE-A/B/C/D) ELE A- AGRICULTURAL MICROBIOLOGY ELE B- INDUSTRIAL MICROBIOLOGY
ELE -C- ENVIRONMENTAL MICROBIOLOGY ELE-D- PHARMACEUTICAL & CLINICAL MICROBIOLOGY ELE E- PAINT PATHOLOGY P16 -100S. (100)

EXAMINATION CONTROL CELL, UTKAL UNIVERSITY, BHUBANESWAR

Controller of Examinations

Notification No EC-I/17/29 /2019

Dated 08.8.19

TABULATION REGISTER

M.Sc. IN BIOTECHNOLOGY (4TH SEMESTER) EXAMINATION, 2019

CENTRE : NITS SCHOOL OF BIOTECHNOLOGY, BHUBANESWAR

ROLLNO	REGD NO	NAME	T401 FM 70 PM	CM 30	AG 100 30	P402 400 165	TOT4 500 160	TD13 500 1	TOT 500 1	TD11 500 1	BTTL 2000	RES	DIVN	REM	ROLLNO
15254U174001		A.K.SUDHA CHANDAN	(21)	20	41	337	378	266	143	239/18	0	PASS		WHD	15254U174001
15254U174002		ANISHA MOHAPATRA	41	21	62	341	408	363	276	316	1420	PASS	I	WHR	15254U174002
15254U174003		ANKITA MISHRA	38	22	60	338	388	313	320	264	1303	PASS	I	WHR	15254U174003
15254U174004		ARPITA MOHAPATRA	35	19	34	344	322	259/19	222	245/18	0	PASS		WHD	15254U174004
15254U174005		BAITANAYA BISWAL	41	23	64	339	403	345	307	291	1326	PASS	I	WHR	15254U174005
15254U174006		BARSHA SAMANTARAY	44	21	65	340	405	353	311	273	1390	PASS	I	WHR	15254U174006
15254U174007		BARSHASHREE ADHYA	41	21	62	338	408	347	308	260	1315	PASS	I	WHR	15254U174007
15254U174008		BIJAYALAXMI JENA	38	20	58	337	395	315	304	241	1255	PASS	I	WHR	15254U174008
15254U174009		BIKASH NAYAK	33	19	52	341	393	344	303	293	1391	PASS	I	WHR	15254U174009
15254U174010		BIPLAB NAIK	45	22	67	337	404	326	304	287	1351	PASS	I	WHR	15254U174010
15254U174011		BISWAJIT SAHOO	42	22	64	342	406	316	303	295	1346	PASS	I	WHR	15254U174011
15254U174012		DARAKSHAN GAUHAR	45	23	68	338	404	400	302	361	1543	PASS	I	WHR	15254U174012
15254U174013		DEEPAK KUMAR MALLICK	(21)	15	36	329	363				0	PASS		WHD	15254U174013

TABULATION REGISTER

M.SC. IN BIOTECHNOLOGY (4TH SEMESTER) EXAMINATION, 2019

CENTRE : NITS SCHOOL OF BIOTECHNOLOGY, BHUBANESWAR

ROLLNO	REGD NO	NAME	T401 FM PM	CM 30	AG 100 30	P402 400 165	T014 500 160	T013 500 160	T012 500 160	T011 500 160	GTTL 2000	RES	DIVN	REN	ROLLNO
15254U174014		DEEPIKA KHANDAI	43	22	65	342	407	297	305	254	1273	PASS	I	WHR	15254U174014
15254U174015		BOLLY PRADHAN	39	22	61	335	386	348	343	293	1378	PASS	I	WHR	15254U174015
15254U174016		ELIZA PRIYADARSHINI	44	23	67	336	403	352	321	280	1366	PASS	I	WHR	15254U174016
15254U174017		IPSITA MISHRA	(20)	21	41	337	278	264	262		0	PASS		WHD	15254U174017
15254U174018		JASMINE ROUT	(24)	20	44	334	328	250	211		0	PASS		WHD	15254U174018
15254U174019		KAJAL SETHY	36	23	59	335	344	336	273	287/180		PASS		WHD	15254U174019
15254U174020		KARISHMA KUMARI	41	22	63	334	347	335	341	315/180		PASS		WHD	15254U174020
15254U174021		KARISHMA SARANGI	44	23	67	344	411	357	306	302	1378	PASS	I	WHR	15254U174021
15254U174022		HALKA TABASUM	42	23	65	343	400	359	341	297	1406	PASS	I	WHR	15254U174022
15254U174023		MONICA MAHAPATRA	45	24	69	339	400	401	384	310	1503	PASS	I	WHR	15254U174023
15254U174024		NABANITA SINGH	40	20	60	338	350	313	301	261	1293	PASS	I	WHR	15254U174024
15254U174025		NAINIKA SINGH	40	23	63	341	404	342	307	271	1344	PASS	I	WHR	15254U174025
15254U174026		NEHA KUMARI	43	23	66	344	410	388	364	298	1460	PASS	I	WHR	15254U174026

A. D

TABULATION REGISTER

M.Sc. IN BIOTECHNOLOGY (4TH SEMESTER) EXAMINATION, 2019

CENTRE : NITS SCHOOL OF BIOTECHNOLOGY, BHUBANESWAR

ROLLNO	REGD NO	NAME	T401 FM 70 PM	CM 30	AG 100 30	P402 400 165	T014 500	T013 500	T012 300	T011 500	GTTL 2000	RES	DIVN	REN	ROLLNO
15254U174027		PABITRA BAG	45	22	67	340	397	380	374	359	1525	PASS	I	WHR	15254U174027
15254U174028		PALLABI PRADHAN	(28)	20	48	343	381	288	372	257/18	0	PASS	/	WHD	15254U174028
15254U174029		PAYAL ROUTHAY	33	19	52	339	341	301	327	276	1288	PASS	I	WHR	15254U174029
15254U174030		PRANGYA PANIGRAHI	38	21	59	338	397	327	350	0	0	PASS		WHD	15254U174030
15254U174031		PRITINAYEE BEHERA	39	22	61	336	397	354	328	286	1365	PASS	I	WHR	15254U174031
15254U174032		PRIYANKA RANI PRADHAN	40	20	60	337	397	360	381	221/18	0	PASS		WHD	15254U174032
15254U174033		RABINA PRADHAN	38	21	59	321	380	335	310	272	1300	PASS	I	WHR	15254U174033
15254U174034		RAJEEV RANJAN	44	22	66	325	391	352	345	309/18	1395	PASS	/	WHD	15254U174034
15254U174035		RITU PRADHAN	40	23	63	345	400	363	321	297	1399	PASS	I	WHR	15254U174035
15254U174036		RITUPARNA PRAHARAJ	34	22	56	340	396	350	327	306	1379	PASS	I	WHR	15254U174036
15254U174037		RIYA JALAN	34	21	55	339	394	345	312	272	1324	PASS	I	WHR	15254U174037
15254U174039		SAHIL RANJAN PANDA	(27)	19	46	340	386	242			0	PASS		WHD	15254U174039
15254U174040		SAMBIT SEKHAR JENA	(24)	19	43	343	385	349	327	302	1334	PASS	I	WHR	15254U174040

TABULATION REGISTER

M.Sc. IN BIOTECHNOLOGY (4TH SEMESTER) EXAMINATION, 2019

CENTRE : NITS SCHOOL OF BIOTECHNOLOGY, BHUBANESWAR

ROLLNO	REGD NO	NAME	T401 FM PM	CM 70 30	AG 100 30	P402 400 165	TOT4 500 150	TOT3 500	TOT2 500	TOT1 500	GTTL 2000	RES	DIVN	REM	ROLLNO
15254U174041		SANPRATIKA SAHU	38	21	59	339	398 398	323	298	261	284	PASS	I	WHD	15254U174041
15254U174042		SANDEEPTA PATI	(22)	17	39	329	366	285	282			0	PASS	WHD	15254U174042
15254U174043		SASWAT KUMAR PANDA	33	21	54	320	374	309	310	300	1296	PASS	I	WHR	15254U174043
15254U174044		SHASHATI CHATTERJEE	41	23	64	345	405	377	352	301	1439	PASS	I	WHR	15254U174044
15254U174045		SIMNY ALI KHAN	43	20	63	328	391	365	351	322	1433	PASS	I	WHR	15254U174045
15254U174046		SMRUTIREKHA SAHOO	40	22	62	344	416	358	339	279	1342	PASS	I	WHR	15254U174046
15254U174047		SUMENDRA SINGH DEO	44	20	64	339	402	330	307	295	1355	PASS	I	WHR	15254U174047
15254U174048		SOMYA SONALIKA MALLICK	40	22	62	340	402	344	302	296	1343	PASS	I	WHR	15254U174048
15254U174049		SUBHASHREE BARIK	41	23	64	343	407	325	301	256	1299	PASS	I	WHR	15254U174049
15254U174050		SUJATA MOHAPATRA	38	22	60	331	381	343	311	298	1350	PASS	I	WHR	15254U174050
15254U174051		SUNITA GOUDA	37	20	57	329	388	358	302	275	1340	PASS	I	WHR	15254U174051
15254U174052		SUPRAVA BEHERA	42	23	65	343	408	372	300	316	1458	PASS	I	WHR	15254U174052
15254U174053		SURAKSHA MOHANTY	38	21	59	343	404	372	367	307	1450	PASS	I	WHR	15254U174053

TABULATION REGISTER


M.Sc. IN BIOTECHNOLOGY (4TH SEMESTER) EXAMINATION, 2019

CENTRE : NITS SCHOOL OF BIOTECHNOLOGY, BHUBANESWAR

ROLLNO	REGD NO	NAME	T401 FM PM	CM 30	AG 100 30	P402 400 165	T014 500	T0T3 500	T0T2 500	T0T1 500	GTTL 2000	RES	DIVN	REM	ROLLNO
15254U174054		SUSHREE SHIBANI PANIGRAHI	(24)	18	42	329	371	274	2019 252/268	116A	PASS		WHR		15254U174054
15254U174055		SUSHREELIPSA CHOUHURY	32	22	94	328	382	304	271	253	1210	PASS	I	WHR	15254U174055
15254U174056		SUSHREESMITA SAHOO	39	18	97	340	387	289	271	257	1214	PASS	I	WHR	15254U174056
15254U174057		SWAPNA PRIYADARSHANI PRADHAN	42	22	64	345	409	324	280	274	1290	PASS	I	WHR	15254U174057
15254U174059		UDIPTANITA RATH	40	23	63	344	407	358	317	318	1401	PASS	I	WHR	15254U174059
15254U174060		UNEIN RUMAN	43	23	66	345	411	365	338	347	1461	PASS	I	WHR	15254U174060
15254U174061		UTKALENDU SUVENDU SEKHAR SAMAT (25)	22	47	335	380	353	307	303	1347	PASS	I	WHR	15254U174061	
15254U174062		PAYAL MOHANTY	(24)	12	36	321	357	240			0	PASS		WHR	15254U174062

PAPER 401- (CE-II) EVALUATION AND ENVIRONMENTAL BIOTECHNOLOGY, PAPER-402- PROJECT WORK

D. Singh
EXAMINATION COMPUTER CELL, UTKAL UNIVERSITY


CONTROLLER OF EXAMINATIONS

**UTKAL UNIVERSITY
TABULATION REGISTER**

BACHELOR OF SCIENCE HONOURS 6TH SEMESTER REGULAR C.B.C.S. EXAMINATION 2019 (2016 ADMN BATCH)

CENTER : MITS SCHOOL OF BIOTECHNOLOGY (9049)

EXAM ROLL NO STUDENT NAME GRAND TOTAL CORE TOTAL	CORE-13						CORE-14						DSE-3						DSE-4						T.MARK SGPA6 RESULT CI / TC	T.MARK SGPA1 RESULT CI / TC	T.MARK SGPA2 RESULT CI / TC	T.MARK SGPA3 RESULT CI / TC	T.MARK SGPA4 RESULT CI / TC	T.MARK SGPA5 RESULT CI / TC	CGPA CGPA GRADE DISTINCTION FINAL RESULT	REMARK	EXAM ROLL NO DATE OF PUBLICATION					
	ES	MS	PR	AGG	GR	GP	CP	ES	MS	PR	AGG	GR	GP	CP	ES	MS	PR	AGG	GR	GP	CP	ES	MS	PR										AGG	GR	GP	CP	
	80/50	20	30	100	CR	-	6	80/50	20	30	100	CR	-	6	80/50	20	30	100	CR	-	6	100/80/50	20	30										100	CR	-	6	
1602010190490001 ABHISHEK THAKUR 1885 / 2600 992 / 1400	BIO TECHNOLOGY						BIO TECHNOLOGY							BIO TECHNOLOGY								BIO TECHNOLOGY								314	287	304	350	360	270	7.74 A Distinction PASS		1602010190490001 25/06/2019
1602010190490002 AFREEN KHAN 1955 / 2600 1071 / 1400	BIO TECHNOLOGY						BIO TECHNOLOGY							BIO TECHNOLOGY								BIO TECHNOLOGY								332	288	299	344	372	320	8.16 A Distinction PASS		1602010190490002 25/06/2019
1602010190490003 AKASH KUMAR PANDEY 1861 / 2600 1003 / 1400	BIO TECHNOLOGY						BIO TECHNOLOGY							BIO TECHNOLOGY								BIO TECHNOLOGY								297	284	294	323	365	298	7.81 A Distinction PASS		1602010190490003 25/06/2019
1602010190490004 ALOK SAHU 1684 / 2600 890 / 1400	BIO TECHNOLOGY						BIO TECHNOLOGY							BIO TECHNOLOGY								BIO TECHNOLOGY								288	231	255	304	338	268	7.01 B+ PASS		1602010190490004 25/06/2019
1602010190490005 ALORA SAHOO 1815 / 2600 971 / 1400	BIO TECHNOLOGY						BIO TECHNOLOGY							BIO TECHNOLOGY								BIO TECHNOLOGY								297	264	297	311	343	303	7.53 A Distinction PASS		1602010190490005 25/06/2019
1602010190490006 ALPITA BISWAL 1635 / 2600 839 / 1400	BIO TECHNOLOGY						BIO TECHNOLOGY							BIO TECHNOLOGY								BIO TECHNOLOGY								268	244	249	310	315	249	6.59 F FAIL		1602010190490006 25/06/2019
1602010190490007 AMAN REZINOLD BAJRAY 1771 / 2600 935 / 1400	BIO TECHNOLOGY						BIO TECHNOLOGY							BIO TECHNOLOGY								BIO TECHNOLOGY								310	274	278	314	328	267	7.35 B+ Distinction PASS		1602010190490007 25/06/2019
1602010190490008 ANNADA ROUT 2016 / 2600 1084 / 1400	BIO TECHNOLOGY						BIO TECHNOLOGY							BIO TECHNOLOGY								BIO TECHNOLOGY								315	305	322	380	382	312	8.38 A Distinction PASS		1602010190490008 25/06/2019
1602010190490009 ANKITA MISHRA 1681 / 2600 886 / 1400	BIO TECHNOLOGY						BIO TECHNOLOGY							BIO TECHNOLOGY								BIO TECHNOLOGY								262	271	249	320	326	253	7.00 B+ Distinction PASS		1602010190490009 25/06/2019

ABBREVIATION : ES-End Semester, MS-Mid Semester, PR-Practical, AGG-Aggregate, GR-Grade, GP-Grade Point, CP-Credit Point, CR-Credit, PM-Pass Mark, AB-Absent, SGPA-Semester Grade Point Average, CGPA-Cumulative Grade Point Average, B.C-Board Case
Credit Point (CP) = Credit (CR) x Grade Points (GP), Credit Index = Sum of Credit Point (CP), Semester Grade Point Average (SGPA) = Credit Index / Total Credit

Grade - Outstanding-'O', Excellent-'A+', Very Good-'A', Good-'B+', Above Average-'B', Fair-'C', Pass-'D', Failed-'F', Absent-'F', Malpractice-'M' || Grade Point (GP) : (O=10, A+=9, A=8, B+=7, B=6, C=5, D=4, F=0, M=0)

One has to secure at least 26 out of 80, 17 out of 50 in End Sem, 40% in Practical / Project, 33% in Aggregate and must appeared Mid Sem exam in order to pass in that paper.

PRINCIPAL

CONTROLLER OF EXAMINATIONS

UTKAL UNIVERSITY
TABULATION REGISTER
BACHELOR OF SCIENCE HONOURS 6TH SEMESTER REGULAR C.B.C.S. EXAMINATION 2019 (2016 ADMN BATCH)

CENTER : MITS SCHOOL OF BIOTECHNOLOGY (9049)


EXAM ROLL NO STUDENT NAME CORE TOTAL G.TOTAL	CORE-13						CORE-14						DSE-3						DSE-4						T.MARK SGPA6	T.MARK SGPA1	T.MARK SGPA2	T.MARK SGPA3	T.MARK SGPA4	T.MARK SGPA5	CGPA CGPA GRADE FINAL RESULT	REMARK	EXAM ROLL NO DATE OF PUBLICATION												
	ES	MS	PR	AGG	GR	GP	CP	ES	MS	PR	AGG	GR	GP	CP	ES	MS	PR	AGG	GR	GP	CP	ES	MS	PR										AGG	GR	GP	CP	RESULT	RESULT	RESULT	RESULT	RESULT	RESULT		
	80/50	20	30	100	CR	-	6	80/50	20	30	100	CR	-	6	80/50	20	30	100	CR	-	6	100/80/50	20	30										100	CR	-	6	CI / TC	CI / TC	CI / TC	CI / TC	CI / TC	CI / TC		
1602010190490010 ARADHANA MOKARA 1695 / 2600 897 / 1400	BIO TECHNOLOGY						BIO TECHNOLOGY						BIO TECHNOLOGY						BIO TECHNOLOGY						286	243	256	335	327	248	7.75	6.73	7.09	7.21	7.43	6.75	Pass	Pass	Pass	Pass	Pass	Pass	7.18 B+		1602010190490010
		34	12	27	73	A 8 48		21	14	27	62	B+ 7 42		28	9	28	65	B+ 7 42		86				86	A+ 9 54	186/24	148/22	156/22	202/28	208/28	162/24							PASS		25/06/2019					
1602010190490011 ARPITA MOHAPATRA 2021 / 2600 1074 / 1400	BIO TECHNOLOGY						BIO TECHNOLOGY						BIO TECHNOLOGY						BIO TECHNOLOGY						325	312	320	366	381	317	8.75	8.55	8.73	8.07	8.14	8.25	Pass	Pass	Pass	Pass	Pass	Pass	8.39 A		1602010190490011
		43	16	28	87	A+ 9 54		29	15	28	72	A 8 48		36	15	29	80	A+ 9 54		86				86	A+ 9 54	210/24	188/22	192/22	226/28	228/28	198/24							PASS		25/06/2019					
1602010190490012 ARPITA PANI 1885 / 2600 1009 / 1400	BIO TECHNOLOGY						BIO TECHNOLOGY						BIO TECHNOLOGY						BIO TECHNOLOGY						301	283	311	347	349	294	8.00	7.55	8.45	7.64	7.64	7.75	Pass	Pass	Pass	Pass	Pass	Pass	7.82 A		1602010190490012
		31	14	27	72	A 8 48		35	15	27	77	A 8 48		30	8	28	66	B+ 7 42		86				86	A+ 9 54	192/24	166/22	186/22	214/28	214/28	186/24							PASS		25/06/2019					
1602010190490013 ARUN KUMAR MOHARANA 1997 / 2600 1078 / 1400	BIO TECHNOLOGY						BIO TECHNOLOGY						BIO TECHNOLOGY						BIO TECHNOLOGY						305	321	318	381	367	305	8.00	8.73	8.55	8.29	8.00	8.25	Pass	Pass	Pass	Pass	Pass	Pass	8.28 A		1602010190490013
		34	16	28	78	A 8 48		33	16	28	77	A 8 48		30	9	28	67	B+ 7 42		83				83	A+ 9 54	192/24	192/22	188/22	232/28	224/28	198/24							PASS		25/06/2019					
1602010190490014 ASISH KUMAR MISHRA 1932 / 2600 1026 / 1400	BIO TECHNOLOGY						BIO TECHNOLOGY						BIO TECHNOLOGY						BIO TECHNOLOGY						294	321	302	379	350	286	7.75	8.73	8.00	8.07	7.36	7.50	Pass	Pass	Pass	Pass	Pass	Pass	7.88 A		1602010190490014
		40	9	26	75	A 8 48		31	9	27	67	B+ 7 42		32	9	28	69	B+ 7 42		83				83	A+ 9 54	186/24	192/22	176/22	226/28	206/28	180/24							PASS		25/06/2019					
1602010190490015 ASWINI KUMAR DAS 1811 / 2600 934 / 1400	BIO TECHNOLOGY						BIO TECHNOLOGY						BIO TECHNOLOGY						BIO TECHNOLOGY						283	275	290	342	347	274	7.75	7.45	7.91	7.21	7.36	7.50	Pass	Pass	Pass	Pass	Pass	Pass	7.51 A		1602010190490015
		32	15	24	71	A 8 48		20	12	25	57	B 6 36		30	14	28	72	A 8 48		83				83	A+ 9 54	186/24	164/22	174/22	202/28	206/28	180/24							PASS		25/06/2019					
1602010190490016 AUROSHIS MAHAKUD 1653 / 2600 852 / 1400	BIO TECHNOLOGY						BIO TECHNOLOGY						BIO TECHNOLOGY						BIO TECHNOLOGY						270	272	265	306	301	239	7.25	7.55	7.18	6.43	6.57	6.50	Pass	Pass	Pass	Pass	Pass	Pass	6.88 B+		1602010190490016
		29	12	23	64	B+ 7 42		20	9	25	54	B 6 36		32	9	28	69	B+ 7 42		83				83	A+ 9 54	174/24	166/22	158/22	180/28	184/28	156/24							PASS		25/06/2019					
1602010190490017 BACHANA SAHOO 1525 / 2600 780 / 1400	BIO TECHNOLOGY						BIO TECHNOLOGY						BIO TECHNOLOGY						BIO TECHNOLOGY						238	229	255	293	274	236	5.25	6.55	6.64	6.64	6.00	6.50	Fail	Pass	Pass	Pass	Pass	Pass	6.26 F		1602010190490017
		43	8	23	74	A 8 48		10	11	23	44	F 0 0		24	8	23	55	B 6 36		65				65	B+ 7 42	126/24	144/22	146/22	186/28	168/28	156/24							FAIL		25/06/2019					
1602010190490018 BIJAYALAXMI SAHOO 2190 / 2600 1188 / 1400	BIO TECHNOLOGY						BIO TECHNOLOGY						BIO TECHNOLOGY						BIO TECHNOLOGY						348	347	331	408	418	338	9.25	9.00	8.73	8.93	9.00	9.25	Pass	Pass	Pass	Pass	Pass	Pass	9.03 A+		1602010190490018
		48	19	27	94	O 10 60		34	18	29	81	A+ 9 54		39	17	29	85	A+ 9 54		88				88	A+ 9 54	222/24	198/22	192/22	250/28	252/28	222/24							PASS		25/06/2019					

ABBREVIATION : ES-End Semester, MS-Mid Semester, PR-Practical, AGG-Aggregate, GR-Grade, GP-Grade Point, CP-Credit Point, CR-Credit, PM-Pass Mark, AB-Absent, SGPA-Semester Grade Point Average, CGPA-Cumulative Grade Point Average, B.C-Board Case
Credit Point (CP) = Credit (CR) x Grade Points (GP), Credit Index = Sum of Credit Point (CP), Semester Grade Point Average (SGPA) = Credit Index / Total Credit

Grade - Outstanding-'O', Excellent-'A+', Very Good-'A', Good-'B+', Above Average-'B', Fair-'C', Pass-'D', Failed-'F', Absent-'F', Malpractice-'M' || Grade Point (GP) : (O=10, A+=9, A=8, B+=7, B=6, C=5, D=4, F=0, M=0)

One has to secure at least 26 out of 80, 17 out of 50 in End Sem, 40% in Practical / Project, 33% in Aggregate and must appeared Mid Sem exam in order to pass in that paper.

PRINCIPAL



CONTROLLER OF EXAMINATIONS

UTKAL UNIVERSITY
TABULATION REGISTER
BACHELOR OF SCIENCE HONOURS 6TH SEMESTER REGULAR C.B.C.S. EXAMINATION 2019 (2016 ADMN BATCH)

CENTER : MITS SCHOOL OF BIOTECHNOLOGY (9049)


EXAM ROLL NO STUDENT NAME CORE TOTAL G.TOTAL	CORE-13						CORE-14						DSE-3						DSE-4						T.MARK SGPA6	T.MARK SGPA1	T.MARK SGPA2	T.MARK SGPA3	T.MARK SGPA4	T.MARK SGPA5	CGPA CGPA GRADE DISTINCTION	EXAM ROLL NO DATE OF PUBLICATION										
	ES	MS	PR	AGG	GR	GP	CP	ES	MS	PR	AGG	GR	GP	CP	ES	MS	PR	AGG	GR	GP	CP	ES	MS	PR									AGG	GR	GP	CP	RESULT	RESULT	RESULT	RESULT	RESULT	RESULT
	80/50	20	30	100	CR	-	6	80/50	20	30	100	CR	-	6	80/50	20	30	100	CR	-	6	100/80/50	20	30									100	CR	-	6	CI / TC	CI / TC	CI / TC	CI / TC	CI / TC	CI / TC
1602010190490019 BIRAJEET MAJUMDER 1593 / 2600 843 / 1400	BIO TECHNOLOGY						BIO TECHNOLOGY							BIO TECHNOLOGY							BIO TECHNOLOGY							267	224	237	306	308	251	6.76	1602010190490019							
		35	9	23	67	B+	7	42		35	9	24	68	B+	7	42		28	9	25	62	B+	7	42		70			70	A	8	48	7.25	6.18	6.36	6.79	6.86	7.00	B+	25/06/2019		
																									174/24	136/22	140/22	190/28	192/28	168/24	PASS											
1602010190490020 BISWARANJAN PATRA 2119 / 2600 1149 / 1400	BIO TECHNOLOGY						BIO TECHNOLOGY							BIO TECHNOLOGY							BIO TECHNOLOGY							341	334	315	396	418	315	8.72	1602010190490020							
		45	19	29	93	O	10	60		34	19	29	82	A+	9	54		32	17	29	78	A	8	48		88			88	A+	9	54	9.00	9.00	8.45	8.50	9.07	8.25	A+	25/06/2019		
																								216/24	198/22	186/22	238/28	254/28	198/24	PASS												
1602010190490021 CHANDAN KUMAR OJHA 2014 / 2600 1065 / 1400	BIO TECHNOLOGY						BIO TECHNOLOGY							BIO TECHNOLOGY							BIO TECHNOLOGY							333	303	304	380	382	312	8.26	1602010190490021							
		41	18	26	85	A+	9	54		32	17	29	78	A	8	48		39	17	28	84	A+	9	54		86			86	A+	9	54	8.75	8.27	8.00	8.07	8.21	8.25	A	25/06/2019		
																								210/24	182/22	176/22	226/28	230/28	198/24	Distinction PASS												
1602010190490022 CHANDRABHANU MOHAPATRA 1653 / 2600 865 / 1400	BIO TECHNOLOGY						BIO TECHNOLOGY							BIO TECHNOLOGY							BIO TECHNOLOGY							286	214	233	309	328	283	6.93	1602010190490022							
		38	8	24	70	A	8	48		30	14	25	69	B+	7	42		31	9	27	67	B+	7	42		80			80	A+	9	54	7.75	6.00	6.09	6.64	7.21	7.75	B+	25/06/2019		
																								186/24	132/22	134/22	186/28	202/28	186/24	PASS												
1602010190490023 CHINMAYEE CHHOTARAY 2169 / 2600 1161 / 1400	BIO TECHNOLOGY						BIO TECHNOLOGY							BIO TECHNOLOGY							BIO TECHNOLOGY							344	337	324	410	420	334	8.95	1602010190490023							
		44	20	27	91	O	10	60		33	19	28	80	A+	9	54		41	18	28	87	A+	9	54		86			86	A+	9	54	9.25	8.73	8.73	8.93	9.21	8.75	A+	25/06/2019		
																								222/24	192/22	192/22	250/28	258/28	210/24	Distinction PASS												
1602010190490024 CHINMAYEE PRIYADARSINI 2135 / 2600 1164 / 1400	BIO TECHNOLOGY						BIO TECHNOLOGY							BIO TECHNOLOGY							BIO TECHNOLOGY							336	318	324	396	429	332	8.81	1602010190490024							
		39	19	29	87	A+	9	54		35	19	29	83	A+	9	54		35	16	29	80	A+	9	54		86			86	A+	9	54	9.00	8.55	8.73	8.50	9.07	9.00	A+	25/06/2019		
																								216/24	188/22	192/22	238/28	254/28	216/24	PASS												
1602010190490025 CHIRANTANA KALITA 2008 / 2600 1071 / 1400	BIO TECHNOLOGY						BIO TECHNOLOGY							BIO TECHNOLOGY							BIO TECHNOLOGY							307	314	305	387	368	327	8.12	1602010190490025							
		40	16	27	83	A+	9	54		25	16	26	67	B+	7	42		32	16	26	74	A	8	48		83			83	A+	9	54	8.25	8.18	8.18	8.07	7.64	8.50	A	25/06/2019		
																								198/24	180/22	180/22	226/28	214/28	204/24	Distinction PASS												
1602010190490027 DEBASHISH PATRA 1690 / 2600 881 / 1400	BIO TECHNOLOGY						BIO TECHNOLOGY							BIO TECHNOLOGY							BIO TECHNOLOGY							264	288	264	312	312	250	7.04	1602010190490027							
		38	9	26	73	A	8	48		25	11	25	61	B+	7	42		27	9	24	60	B+	7	42		70			70	A	8	48	7.50	7.45	6.91	6.86	6.86	6.75	B+	25/06/2019		
																								180/24	164/22	152/22	192/28	192/28	162/24	PASS												
1602010190490028 DHANUJ KUMAR SAHOO 1769 / 2600 931 / 1400	BIO TECHNOLOGY						BIO TECHNOLOGY							BIO TECHNOLOGY							BIO TECHNOLOGY							298	270	279	326	326	270	7.36	1602010190490028							
		43	12	24	79	A	8	48		25	16	25	66	B+	7	42		33	13	25	71	A	8	48		82			82	A+	9	54	8.00	7.45	7.73	6.86	7.07	7.25	B+	25/06/2019		
																								192/24	164/22	170/22	192/28	198/28	174/24	PASS												

ABBREVIATION : ES-End Semester, MS-Mid Semester, PR-Practical, AGG-Aggregate, GR-Grade, GP-Grade Point, CP-Credit Point, CR-Credit, PM-Pass Mark, AB-Absent, SGPA-Semester Grade Point Average, CGPA-Cumulative Grade Point Average, B.C-Board Case
Credit Point (CP) = Credit (CR) x Grade Points (GP), Credit Index = Sum of Credit Point (CP), Semester Grade Point Average (SGPA) = Credit Index / Total Credit

Grade - Outstanding-'O', Excellent-'A+', Very Good-'A', Good-'B+', Above Average-'B', Fair-'C', Pass-'D', Failed-'F', Absent-'F', Malpractice-'M' || Grade Point (GP) : (O=10, A+=9, A=8, B+=7, B=6, C=5, D=4, F=0, M=0)

One has to secure at least 26 out of 80, 17 out of 50 in End Sem, 40% in Practical / Project, 33% in Aggregate and must appeared Mid Sem exam in order to pass in that paper.

PRINCIPAL


CONTROLLER OF EXAMINATIONS

**UTKAL UNIVERSITY
TABULATION REGISTER**

BACHELOR OF SCIENCE HONOURS 6TH SEMESTER REGULAR C.B.C.S. EXAMINATION 2019 (2016 ADMN BATCH)

CENTER : MITS SCHOOL OF BIOTECHNOLOGY (9049)

EXAM ROLL NO STUDENT NAME CORE TOTAL G.TOTAL	CORE-13						CORE-14						DSE-3						DSE-4						T.MARK SGPA6 RESULT CI / TC	T.MARK SGPA1 RESULT CI / TC	T.MARK SGPA2 RESULT CI / TC	T.MARK SGPA3 RESULT CI / TC	T.MARK SGPA4 RESULT CI / TC	T.MARK SGPA5 RESULT CI / TC	CGPA GRADE DISTINCTION FINAL RESULT	REMARK	EXAM ROLL NO DATE OF PUBLICATION				
	ES	MS	PR	AGG	GR	GP CP	ES	MS	PR	AGG	GR	GP CP	ES	MS	PR	AGG	GR	GP CP	ES	MS	PR	AGG	GR	GP CP													
	80/50	20	30	100	CR	- 6	80/50	20	30	100	CR	- 6	80/50	20	30	100	CR	- 6	100/80/50	20	30	100	CR	- 6													
1602010190490029 DIBYA MOHAN PRUSTY 1937 / 2600 1028 / 1400	BIO TECHNOLOGY						BIO TECHNOLOGY						BIO TECHNOLOGY						BIO TECHNOLOGY						309	287	287	372	376	306	8.07 A Distinction PASS		1602010190490029 25/06/2019				
45	14	27	86	A+	9 54	28	18	26	72	A	8 48	27	15	26	68	B+	7 42	83		83	A+	9 54	8.25	8.00	7.73	8.07	8.29	8.00	198/24	176/22				170/22	226/28	232/28	192/24
Pass	Pass	Pass	Pass	Pass	Pass	Pass	Pass	Pass	Pass	Pass	Pass	Pass	Pass	Pass	Pass	Pass	Pass	Pass	Pass	Pass	Pass	Pass	Pass	Pass	Pass	Pass	Pass	Pass	Pass								
1602010190490030 DIPTILATA DAS 1641 / 2600 857 / 1400	BIO TECHNOLOGY						BIO TECHNOLOGY						BIO TECHNOLOGY						BIO TECHNOLOGY						286	230	221	306	340	258	7.75 B+ Distinction PASS		1602010190490030 25/06/2019				
34	10	24	68	B+	7 42	30	16	25	71	A	8 48	30	8	26	64	B+	7 42	83		83	A+	9 54	7.75	6.09	5.00	5.50	7.07	7.25	186/24	134/22				110/22	154/28	198/28	174/24
Pass	Pass	Pass	Pass	Pass	Pass	Pass	Pass	Pass	Pass	Pass	Pass	Pass	Pass	Pass	Pass	Pass	Pass	Pass	Pass	Pass	Pass	Pass	Pass	Pass	Pass	Pass	Pass	Pass	Pass								
1602010190490031 DURGAMADHAB SWAIN 1776 / 2600 947 / 1400	BIO TECHNOLOGY						BIO TECHNOLOGY						BIO TECHNOLOGY						BIO TECHNOLOGY						284	262	272	344	334	280	7.75 B+ Distinction PASS		1602010190490031 25/06/2019				
29	13	27	69	B+	7 42	28	17	26	71	A	8 48	29	10	25	64	B+	7 42	80		80	A+	9 54	7.75	7.27	7.45	7.43	7.43	7.50	186/24	160/22				164/22	208/28	208/28	180/24
Pass	Pass	Pass	Pass	Pass	Pass	Pass	Pass	Pass	Pass	Pass	Pass	Pass	Pass	Pass	Pass	Pass	Pass	Pass	Pass	Pass	Pass	Pass	Pass	Pass	Pass	Pass	Pass	Pass	Pass								
1602010190490032 FAIZAN JAMAL 1893 / 2600 1037 / 1400	BIO TECHNOLOGY						BIO TECHNOLOGY						BIO TECHNOLOGY						BIO TECHNOLOGY						308	284	299	345	352	305	8.25 A Distinction PASS		1602010190490032 25/06/2019				
34	17	28	79	A	8 48	29	16	27	72	A	8 48	34	10	27	71	A	8 48	86		86	A+	9 54	8.25	7.55	8.27	7.50	7.71	8.00	198/24	166/22				182/22	210/28	216/28	192/24
Pass	Pass	Pass	Pass	Pass	Pass	Pass	Pass	Pass	Pass	Pass	Pass	Pass	Pass	Pass	Pass	Pass	Pass	Pass	Pass	Pass	Pass	Pass	Pass	Pass	Pass	Pass	Pass	Pass	Pass								
1602010190490033 HARAPRIYA SAHOO 1977 / 2600 1060 / 1400	BIO TECHNOLOGY						BIO TECHNOLOGY						BIO TECHNOLOGY						BIO TECHNOLOGY						320	310	301	381	367	298	8.50 A Distinction PASS		1602010190490033 25/06/2019				
41	14	26	81	A+	9 54	32	18	26	76	A	8 48	34	16	27	77	A	8 48	86		86	A+	9 54	8.50	8.55	8.00	8.07	7.79	8.00	204/24	188/22				176/22	226/28	218/28	192/24
Pass	Pass	Pass	Pass	Pass	Pass	Pass	Pass	Pass	Pass	Pass	Pass	Pass	Pass	Pass	Pass	Pass	Pass	Pass	Pass	Pass	Pass	Pass	Pass	Pass	Pass	Pass	Pass	Pass	Pass								
1602010190490034 HOMADEEPALI MOHANTY 2036 / 2600 1099 / 1400	BIO TECHNOLOGY						BIO TECHNOLOGY						BIO TECHNOLOGY						BIO TECHNOLOGY						320	304	319	371	402	320	8.50 A Distinction PASS		1602010190490034 25/06/2019				
42	16	27	85	A+	9 54	32	18	27	77	A	8 48	34	14	27	75	A	8 48	83		83	A+	9 54	8.50	8.27	8.73	8.07	8.43	8.75	204/24	182/22				192/22	226/28	236/28	210/24
Pass	Pass	Pass	Pass	Pass	Pass	Pass	Pass	Pass	Pass	Pass	Pass	Pass	Pass	Pass	Pass	Pass	Pass	Pass	Pass	Pass	Pass	Pass	Pass	Pass	Pass	Pass	Pass	Pass	Pass								
1602010190490035 IPSHITA NEHA PATNAIK 1695 / 2600 905 / 1400	BIO TECHNOLOGY						BIO TECHNOLOGY						BIO TECHNOLOGY						BIO TECHNOLOGY						260	263	261	329	340	242	5.75 F FAIL		1602010190490035 25/06/2019				
32	8	25	65	B+	7 42	6	11	26	43	F	0 0	36	8	25	69	B+	7 42	83		83	A+	9 54	5.75	7.27	7.09	7.21	7.43	6.50	138/24	160/22				156/22	202/28	208/28	156/24
Fail	Pass	Pass	Pass	Pass	Pass	Pass	Pass	Pass	Pass	Pass	Pass	Pass	Pass	Pass	Pass	Pass	Pass	Pass	Pass	Pass	Pass	Pass	Pass	Pass	Pass	Pass	Pass	Pass	Pass								
1602010190490036 JAYASHREE SAHA 1703 / 2600 915 / 1400	BIO TECHNOLOGY						BIO TECHNOLOGY						BIO TECHNOLOGY						BIO TECHNOLOGY						293	254	235	314	343	264	7.75 B+ Distinction PASS		1602010190490036 25/06/2019				
41	11	26	78	A	8 48	33	9	25	67	B+	7 42	36	8	24	68	B+	7 42	80		80	A+	9 54	7.75	6.73	6.45	6.57	7.21	7.00	186/24	148/22				142/22	184/28	202/28	168/24
Pass	Pass	Pass	Pass	Pass	Pass	Pass	Pass	Pass	Pass	Pass	Pass	Pass	Pass	Pass	Pass	Pass	Pass	Pass	Pass	Pass	Pass	Pass	Pass	Pass	Pass	Pass	Pass	Pass	Pass								
1602010190490037 JYOTI SINGH 1944 / 2600 1037 / 1400	BIO TECHNOLOGY						BIO TECHNOLOGY						BIO TECHNOLOGY						BIO TECHNOLOGY						324	282	306	350	384	298	8.50 A Distinction PASS		1602010190490037 25/06/2019				
41	15	27	83	A+	9 54	32	17	27	76	A	8 48	36	15	28	79	A	8 48	86		86	A+	9 54	8.50	7.45	8.18	7.57	8.43	8.00	204/24	164/22				180/22	212/28	236/28	192/24
Pass	Pass	Pass	Pass	Pass	Pass	Pass	Pass	Pass	Pass	Pass	Pass	Pass	Pass	Pass	Pass	Pass	Pass	Pass	Pass	Pass	Pass	Pass	Pass	Pass	Pass	Pass	Pass	Pass	Pass								

ABBREVIATION : ES-End Semester, MS-Mid Semester, PR-Practical, AGG-Aggregate, GR-Grade, GP-Grade Point, CP-Credit Point, CR-Credit, PM-Pass Mark, AB-Absent, SGPA-Semester Grade Point Average, CGPA-Cumulative Grade Point Average, B.C-Board Case

Credit Point (CP) = Credit (CR) x Grade Points (GP), Credit Index = Sum of Credit Point (CP), Semester Grade Point Average (SGPA) = Credit Index / Total Credit
Grade - Outstanding-'O', Excellent-'A+', Very Good-'A', Good-'B+', Above Average-'B', Fair-'C', Pass-'D', Failed-'F', Absent-'F', Malpractice-'M' || Grade Point (GP) : (O=10, A+=9, A=8, B+=7, B=6, C=5, D=4, F=0, M=0)

One has to secure at least 26 out of 80, 17 out of 50 in End Sem, 40% in Practical / Project, 33% in Aggregate and must appeared Mid Sem exam in order to pass in that paper.

PRINCIPAL

CONTROLLER OF EXAMINATIONS

UTKAL UNIVERSITY
TABULATION REGISTER

BACHELOR OF SCIENCE HONOURS 6TH SEMESTER REGULAR C.B.C.S. EXAMINATION 2019 (2016 ADMN BATCH)

CENTER : MITS SCHOOL OF BIOTECHNOLOGY (9049)

EXAM ROLL NO STUDENT NAME CORE TOTAL G.TOTAL	CORE-13						CORE-14						DSE-3						DSE-4						T.MARK SGPA6 RESULT CI / TC	T.MARK SGPA1 RESULT CI / TC	T.MARK SGPA2 RESULT CI / TC	T.MARK SGPA3 RESULT CI / TC	T.MARK SGPA4 RESULT CI / TC	T.MARK SGPA5 RESULT CI / TC	CGPA GRADE DISTINCTION FINAL RESULT	REMARK	EXAM ROLL NO DATE OF PUBLICATION																			
	ES	MS	PR	AGG	GR	GP	CP	ES	MS	PR	AGG	GR	GP	CP	ES	MS	PR	AGG	GR	GP	CP	ES	MS	PR										AGG	GR	GP	CP															
	80/50	20	30	100	CR	-	6	80/50	20	30	100	CR	-	6	80/50	20	30	100	CR	-	6	100/80/50	20	30										100	CR	-	6															
1602010190490038 KABINDRA SAHU 2006 / 2600 1097 / 1400	BIO TECHNOLOGY						BIO TECHNOLOGY							BIO TECHNOLOGY								BIO TECHNOLOGY								322	297	314	374	399	300	8.24	A	Distinction	1602010190490038													
		36	17	29	82	A+	9	54		31	18	29	78	A	8	48		32	16	28	76	A	8	48		86			86	A+	9	54	8.50	8.09	8.27	8.14	8.43	8.00	Pass	Pass	Pass	Pass	Pass	Pass	204/24	178/22	182/22	228/28	236/28	192/24	PASS	25/06/2019
1602010190490039 KRUPASINDHU MAHANTA 1880 / 2600 1014 / 1400	BIO TECHNOLOGY						BIO TECHNOLOGY							BIO TECHNOLOGY								BIO TECHNOLOGY								305	275	279	359	361	301	7.81	A	Distinction	1602010190490039													
		34	13	28	75	A	8	48		32	16	27	75	A	8	48		30	18	27	75	A	8	48		80			80	A+	9	54	8.25	7.27	7.73	7.64	7.93	8.00	Pass	Pass	Pass	Pass	Pass	Pass	198/24	160/22	170/22	214/28	222/28	192/24	PASS	25/06/2019
1602010190490040 KUMAR JANMEJAY 1772 / 2600 962 / 1400	BIO TECHNOLOGY						BIO TECHNOLOGY							BIO TECHNOLOGY								BIO TECHNOLOGY								302	255	267	336	341	271	7.39	B+	Distinction	1602010190490040													
		37	15	28	80	A+	9	54		32	14	28	74	A	8	48		28	9	28	65	B+	7	42		83			83	A+	9	54	8.25	6.73	7.18	7.21	7.43	7.50	Pass	Pass	Pass	Pass	Pass	Pass	198/24	148/22	158/22	202/28	208/28	180/24	PASS	25/06/2019
1602010190490041 LAXMIPRIYA DALEI 1790 / 2600 978 / 1400	BIO TECHNOLOGY						BIO TECHNOLOGY							BIO TECHNOLOGY								BIO TECHNOLOGY								307	267	256	331	358	271	7.42	B+	Distinction	1602010190490041													
		40	13	25	78	A	8	48		36	14	26	76	A	8	48		32	12	27	71	A	8	48		82			82	A+	9	54	8.25	7.27	6.82	7.21	7.64	7.25	Pass	Pass	Pass	Pass	Pass	Pass	198/24	160/22	150/22	202/28	214/28	174/24	PASS	25/06/2019
1602010190490042 LOPAMUDRA PATEL 1613 / 2600 818 / 1400	BIO TECHNOLOGY						BIO TECHNOLOGY							BIO TECHNOLOGY								BIO TECHNOLOGY								287	227	241	307	314	237	6.70	B+	Distinction	1602010190490042													
		26	15	25	66	B+	7	42		33	13	26	72	A	8	48		26	14	26	66	B+	7	42		83			83	A+	9	54	7.75	6.27	6.09	6.71	6.79	6.50	Pass	Pass	Pass	Pass	Pass	Pass	186/24	138/22	134/22	188/28	190/28	156/24	PASS	25/06/2019
1602010190490043 MADALASA KHETI 1694 / 2600 912 / 1400	BIO TECHNOLOGY						BIO TECHNOLOGY							BIO TECHNOLOGY								BIO TECHNOLOGY								289	242	238	316	347	262	7.08	B+	Distinction	1602010190490043													
		41	11	24	76	A	8	48		31	9	25	65	B+	7	42		31	9	25	65	B+	7	42		83			83	A+	9	54	7.75	6.82	6.45	6.71	7.43	7.25	Pass	Pass	Pass	Pass	Pass	Pass	186/24	150/22	142/22	188/28	208/28	174/24	PASS	25/06/2019
1602010190490044 MADHUSMITA MAHANTA 1762 / 2600 953 / 1400	BIO TECHNOLOGY						BIO TECHNOLOGY							BIO TECHNOLOGY								BIO TECHNOLOGY								292	252	256	335	363	264	7.32	B+	Distinction	1602010190490044													
		36	10	23	69	B+	7	42		35	16	25	76	A	8	48		30	10	25	65	B+	7	42		82			82	A+	9	54	7.75	6.82	6.91	7.21	7.86	7.25	Pass	Pass	Pass	Pass	Pass	Pass	186/24	150/22	152/22	202/28	220/28	174/24	PASS	25/06/2019
1602010190490045 MALAYA KUMAR MURMU 1588 / 2600 843 / 1400	BIO TECHNOLOGY						BIO TECHNOLOGY							BIO TECHNOLOGY								BIO TECHNOLOGY								267	224	244	295	314	244	6.65	B+	Distinction	1602010190490045													
		28	8	27	63	B+	7	42		30	9	26	65	B+	7	42		23	9	25	57	B	6	36		82			82	A+	9	54	7.25	6.27	6.73	6.36	6.79	6.50	Pass	Pass	Pass	Pass	Pass	Pass	174/24	138/22	148/22	178/28	190/28	156/24	PASS	25/06/2019
1602010190490046 MAMALISA SAHOO 1878 / 2600 1007 / 1400	BIO TECHNOLOGY						BIO TECHNOLOGY							BIO TECHNOLOGY								BIO TECHNOLOGY								307	278	292	340	388	273	7.78	A	Distinction	1602010190490046													
		43	16	26	85	A+	9	54		35	11	26	72	A	8	48		31	11	25	67	B+	7	42		83			83	A+	9	54	8.25	7.55	7.73	7.43	8.43	7.25	Pass	Pass	Pass	Pass	Pass	Pass	198/24	166/22	170/22	208/28	236/28	174/24	PASS	25/06/2019

ABBREVIATION : ES-End Semester, MS-Mid Semester, PR-Practical, AGG-Aggregate, GR-Grade, GP-Grade Point, CP-Credit Point, CR-Credit, PM-Pass Mark, AB-Absent, SGPA-Semester Grade Point Average, CGPA-Cumulative Grade Point Average, B.C-Board Case
Credit Point (CP) = Credit (CR) x Grade Points (GP), Credit Index = Sum of Credit Point (CP), Semester Grade Point Average (SGPA) = Credit Index / Total Credit

Grade - Outstanding-'O', Excellent-'A+', Very Good-'A', Good-'B+', Above Average-'B', Fair-'C', Pass-'D', Failed-'F', Absent-'F', Malpractice-'M' || Grade Point (GP) : (O=10, A+=9, A=8, B+=7, B=6, C=5, D=4, F=0, M=0)
One has to secure at least 26 out of 80, 17 out of 50 in End Sem, 40% in Practical / Project, 33% in Aggregate and must appeared Mid Sem exam in order to pass in that paper.

PRINCIPAL

CONTROLLER OF EXAMINATIONS

**UTKAL UNIVERSITY
TABULATION REGISTER**


BACHELOR OF SCIENCE HONOURS 6TH SEMESTER REGULAR C.B.C.S. EXAMINATION 2019 (2016 ADMN BATCH)

CENTER : MITS SCHOOL OF BIOTECHNOLOGY (9049)

EXAM ROLL NO STUDENT NAME CORE TOTAL G.TOTAL	CORE-13						CORE-14						DSE-3						DSE-4						T.MARK SGPA6 RESULT CI / TC	T.MARK SGPA1 RESULT CI / TC	T.MARK SGPA2 RESULT CI / TC	T.MARK SGPA3 RESULT CI / TC	T.MARK SGPA4 RESULT CI / TC	T.MARK SGPA5 RESULT CI / TC	CGPA DISTINCTION FINAL RESULT	CGPA GRADE DISTINCTION REMARK	EXAM ROLL NO DATE OF PUBLICATION
	ES	MS	PR	AGG	GR	GP CP	ES	MS	PR	AGG	GR	GP CP	ES	MS	PR	AGG	GR	GP CP	ES	MS	PR	AGG	GR	GP CP									
	80/50	20	30	100	CR	- 6	80/50	20	30	100	CR	- 6	80/50	20	30	100	CR	- 6	100/80/50	20	30	100	CR	- 6									
1602010190490057 P. AGNEE KUMARI 1843 / 2600 981 / 1400	BIO TECHNOLOGY						BIO TECHNOLOGY					BIO TECHNOLOGY					BIO TECHNOLOGY							307	262	308	351	352	263	7.62	A	1602010190490057	
																								8.25	7.00	8.18	7.43	7.86	7.00	Distinction	25/06/2019		
																								198/24	154/22	180/22	208/28	220/28	168/24	PASS			
1602010190490058 PIYUSH KUMAR KAR 1623 / 2600 867 / 1400	BIO TECHNOLOGY						BIO TECHNOLOGY					BIO TECHNOLOGY					BIO TECHNOLOGY							250	222	245	331	311	264	6.78	B+	1602010190490058	
																								6.75	6.00	6.64	7.21	6.93	7.00	Distinction	25/06/2019		
																								162/24	132/22	146/22	202/28	194/28	168/24	PASS			
1602010190490059 PRADIPTA PRAN NATH 1583 / 2600 855 / 1400	BIO TECHNOLOGY						BIO TECHNOLOGY					BIO TECHNOLOGY					BIO TECHNOLOGY							263	263	263	296	271	227	6.62	B+	1602010190490059	
																								7.00	7.18	7.27	6.21	6.07	6.25	Distinction	25/06/2019		
																								168/24	158/22	160/22	174/28	170/28	150/24	PASS			
1602010190490060 PRAGYAN PARAMITA PANDA 1901 / 2600 1013 / 1400	BIO TECHNOLOGY						BIO TECHNOLOGY					BIO TECHNOLOGY					BIO TECHNOLOGY							300	296	305	344	372	284	7.89	A	1602010190490060	
																								8.00	8.00	7.91	7.64	8.29	7.50	Distinction	25/06/2019		
																								192/24	176/22	174/22	214/28	232/28	180/24	PASS			
1602010190490061 PRALEKHA MOHANTY 1938 / 2600 1035 / 1400	BIO TECHNOLOGY						BIO TECHNOLOGY					BIO TECHNOLOGY					BIO TECHNOLOGY							297	278	311	352	395	305	7.99	A	1602010190490061	
																								8.00	7.27	8.45	7.64	8.50	8.00	Distinction	25/06/2019		
																								192/24	160/22	186/22	214/28	238/28	192/24	PASS			
1602010190490062 PRIYAMBADA MOHARANA 1758 / 2600 948 / 1400	BIO TECHNOLOGY						BIO TECHNOLOGY					BIO TECHNOLOGY					BIO TECHNOLOGY							287	249	289	333	334	266	7.28	B+	1602010190490062	
																								7.75	6.82	7.36	7.50	7.21	7.00	Distinction	25/06/2019		
																								186/24	150/22	162/22	210/28	202/28	168/24	PASS			
1602010190490063 PRIYANKA PANDA 1783 / 2600 971 / 1400	BIO TECHNOLOGY						BIO TECHNOLOGY					BIO TECHNOLOGY					BIO TECHNOLOGY							295	274	285	325	343	261	7.35	B+	1602010190490063	
																								8.00	7.55	7.45	7.00	7.43	6.75	Distinction	25/06/2019		
																								192/24	166/22	164/22	196/28	208/28	162/24	PASS			
1602010190490064 PRIYANKA PRADHAN 1927 / 2600 1054 / 1400	BIO TECHNOLOGY						BIO TECHNOLOGY					BIO TECHNOLOGY					BIO TECHNOLOGY							310	314	301	337	377	288	7.91	A	1602010190490064	
																								8.25	8.00	8.27	7.21	8.07	7.75	Distinction	25/06/2019		
																								198/24	176/22	182/22	202/28	226/28	186/24	PASS			
1602010190490065 PURABI MANGARAJ 1752 / 2600 942 / 1400	BIO TECHNOLOGY						BIO TECHNOLOGY					BIO TECHNOLOGY					BIO TECHNOLOGY							294	278	260	305	333	282	7.35	B+	1602010190490065	
																								8.00	7.55	7.18	6.57	7.21	7.75	Distinction	25/06/2019		
																								192/24	166/22	158/22	184/28	202/28	186/24	PASS			

ABBREVIATION : ES-End Semester, MS-Mid Semester, PR-Practical, AGG-Aggregate, GR-Grade, GP-Grade Point, CP-Credit Point, CR-Credit, PM-Pass Mark, AB-Absent, SGPA-Semester Grade Point Average, CGPA-Cumulative Grade Point Average, B.C-Board Case
Credit Point (CP) = Credit (CR) x Grade Points (GP), Credit Index = Sum of Credit Point (CP), Semester Grade Point Average (SGPA) = Credit Index / Total Credit
Grade - Outstanding-'O', Excellent-'A+', Very Good-'A', Good-'B+', Above Average-'B', Fair-'C', Pass-'D', Failed-'F', Absent-'F', Malpractice-'M' || Grade Point (GP) : (O=10, A+=9, A=8, B+=7, B=6, C=5, D=4, F=0, M=0)
One has to secure at least 26 out of 80, 17 out of 50 in End Sem, 40% in Practical / Project, 33% in Aggregate and must appeared Mid Sem exam in order to pass in that paper.

PRINCIPAL


CONTROLLER OF EXAMINATIONS

UTKAL UNIVERSITY
TABULATION REGISTER
BACHELOR OF SCIENCE HONOURS 6TH SEMESTER REGULAR C.B.C.S. EXAMINATION 2019 (2016 ADMN BATCH)

CENTER : MITS SCHOOL OF BIOTECHNOLOGY (9049)


EXAM ROLL NO STUDENT NAME CORE TOTAL G.TOTAL	CORE-13						CORE-14						DSE-3						DSE-4						T.MARK SGPA6	T.MARK SGPA1	T.MARK SGPA2	T.MARK SGPA3	T.MARK SGPA4	T.MARK SGPA5	CGPA CGPA GRADE DISTINCTION FINAL RESULT	REMARK	EXAM ROLL NO DATE OF PUBLICATION										
	ES	MS	PR	AGG	GR	GP	CP	ES	MS	PR	AGG	GR	GP	CP	ES	MS	PR	AGG	GR	GP	CP	ES	MS	PR										AGG	GR	GP	CP	RESULT	RESULT	RESULT	RESULT	RESULT	RESULT
	80/50	20	30	100	CR	-	6	80/50	20	30	100	CR	-	6	80/50	20	30	100	CR	-	6	100/80/50	20	30										100	CR	-	6	PM	40/33	CI / TC	CI / TC	CI / TC	CI / TC
1602010190490066 RAKESH RANJAN SAHOO 1679 / 2600 908 / 1400	BIO TECHNOLOGY						BIO TECHNOLOGY							BIO TECHNOLOGY								BIO TECHNOLOGY								265	210	264	325	333	282	7.07		1602010190490066					
	PM	33					PM	33					PM	33					PM	40/33						7.25	6.00	6.91	7.07	7.29	7.75	B+	Distinction	25/06/2019									
	18	8	26	52	B	6	36	26	16	26	68	B+	7	42	27	10	26	63	B+	7	42	82			82	A+	9	54	Pass	Pass	Pass	Pass	Pass	Pass	Distinction								
1602010190490067 RAMAKANTA SAHOO 1599 / 2600 892 / 1400	BIO TECHNOLOGY						BIO TECHNOLOGY							BIO TECHNOLOGY								BIO TECHNOLOGY								290	233	232	281	333	230	6.64		1602010190490067					
	PM	33					PM	33					PM	33					PM	40/33						7.75	6.45	6.00	6.21	7.07	6.25	B+	Distinction	25/06/2019									
	32	10	27	69	B+	7	42	28	17	26	71	A	8	48	28	13	26	67	B+	7	42	83			83	A+	9	54	Pass	Pass	Pass	Pass	Pass	Pass	Distinction								
1602010190490068 RUPALI RACHNA MOHANTY 1937 / 2600 1041 / 1400	BIO TECHNOLOGY						BIO TECHNOLOGY							BIO TECHNOLOGY								BIO TECHNOLOGY								296	308	316	353	385	279	7.91		1602010190490068					
	PM	33					PM	33					PM	33					PM	40/33						7.75	8.27	8.18	7.79	8.21	7.25	A	Distinction	25/06/2019									
	34	15	27	76	A	8	48	31	12	26	69	B+	7	42	30	10	28	68	B+	7	42	83			83	A+	9	54	Pass	Pass	Pass	Pass	Pass	Pass	Distinction								
1602010190490069 S. MAHESH PATRA 1803 / 2600 975 / 1400	BIO TECHNOLOGY						BIO TECHNOLOGY							BIO TECHNOLOGY								BIO TECHNOLOGY								290	272	281	325	364	271	7.49		1602010190490069					
	PM	33					PM	33					PM	33					PM	40/33						8.00	7.27	7.64	7.00	7.79	7.25	B+	Distinction	25/06/2019									
	39	12	27	78	A	8	48	33	13	26	72	A	8	48	36	9	25	70	A	8	48	70			70	A	8	48	Pass	Pass	Pass	Pass	Pass	Pass	Distinction								
1602010190490070 SAMPREET SUVANKAR RAY 1584 / 2600 842 / 1400	BIO TECHNOLOGY						BIO TECHNOLOGY							BIO TECHNOLOGY								BIO TECHNOLOGY								257	212	245	291	342	237	6.64		1602010190490070					
	PM	33					PM	33					PM	33					PM	40/33						7.00	5.82	6.73	6.36	7.29	6.50	B+	Distinction	25/06/2019									
	23	9	26	58	B	6	36	20	13	26	59	B	6	36	27	8	25	60	B+	7	42	80			80	A+	9	54	Pass	Pass	Pass	Pass	Pass	Pass	Distinction								
1602010190490071 SANDEEP KUMAR ROUT 194 / 2600 100 / 1400	BIO TECHNOLOGY						BIO TECHNOLOGY							BIO TECHNOLOGY								BIO TECHNOLOGY								0	155	39	0			0.17		1602010190490071					
	AB	AB	AB	0	F	0	0	AB	AB	AB	0	F	0	0	AB	AB	AB	0	F	0	0	AB			0	F	0	0	0.00	0.73	0.00	0.00			F	FAIL	25/06/2019						
																									Fail	Fail	Fail	Fail			FAIL												
1602010190490072 SANDIP KUMAR ROUSTRAY 1693 / 2600 896 / 1400	BIO TECHNOLOGY						BIO TECHNOLOGY							BIO TECHNOLOGY								BIO TECHNOLOGY								238	268	259	313	348	267	6.64		1602010190490072					
	PM	33					PM	33					PM	33					PM	40/33						3.75	7.36	6.91	6.79	7.64	7.25	F	FAIL	25/06/2019									
	16	10	27	53	F	0	0	6	15	25	46	F	0	0	37	8	24	69	B+	7	42	70			70	A	8	48	Fail	Pass	Pass	Pass	Pass	Pass	FAIL								
1602010190490073 SANDEEP KUMAR SINGH DEO 1731 / 2600 941 / 1400	BIO TECHNOLOGY						BIO TECHNOLOGY							BIO TECHNOLOGY								BIO TECHNOLOGY								282	265	269	295	345	275	7.24		1602010190490073					
	PM	33					PM	33					PM	33					PM	40/33						7.75	7.27	7.18	6.43	7.43	7.50	B+	Distinction	25/06/2019									
	36	10	26	72	A	8	48	35	16	26	77	A	8	48	29	9	25	63	B+	7	42	70			70	A	8	48	Pass	Pass	Pass	Pass	Pass	Pass	Distinction								
1602010190490074 SARALA NAYAK 1444 / 2600 787 / 1400	BIO TECHNOLOGY						BIO TECHNOLOGY							BIO TECHNOLOGY								BIO TECHNOLOGY								219	235	210	261	304	215	5.70		1602010190490074					
	PM	33					PM	33					PM	33					PM	40/33						3.50	6.36	5.82	6.00	6.64	5.75	F	FAIL	25/06/2019									
	14	8	25	47	F	0	0	11	9	25	45	F	0	0	18	8	24	50	B	6	36	77			77	A	8	48	Fail	Pass	Pass	Pass	Pass	Pass	FAIL								

ABBREVIATION : ES-End Semester, MS-Mid Semester, PR-Practical, AGG-Aggregate, GR-Grade, GP-Grade Point, CP-Credit Point, CR-Credit, PM-Pass Mark, AB-Absent, SGPA-Semester Grade Point Average, CGPA-Cumulative Grade Point Average, B.C-Board Case
Credit Point (CP) = Credit (CR) x Grade Points (GP), Credit Index = Sum of Credit Point (CP), Semester Grade Point Average (SGPA) = Credit Index / Total Credit

Grade - Outstanding-'O', Excellent-'A+', Very Good-'A', Good-'B+', Above Average-'B', Fair-'C', Pass-'D', Failed-'F', Absent-'F', Malpractice-'M' || Grade Point (GP) : (O=10, A+=9, A=8, B+=7, B=6, C=5, D=4, F=0, M=0)

One has to secure at least 26 out of 80, 17 out of 50 in End Sem, 40% in Practical / Project, 33% in Aggregate and must appeared Mid Sem exam in order to pass in that paper.

PRINCIPAL



CONTROLLER OF EXAMINATIONS

UTKAL UNIVERSITY
TABULATION REGISTER

BACHELOR OF SCIENCE HONOURS 6TH SEMESTER REGULAR C.B.C.S. EXAMINATION 2019 (2016 ADMN BATCH)

CENTER : MITS SCHOOL OF BIOTECHNOLOGY (9049)

EXAM ROLL NO STUDENT NAME CORE TOTAL G.TOTAL	CORE-13						CORE-14						DSE-3						DSE-4						T.MARK SGPA6	T.MARK SGPA1	T.MARK SGPA2	T.MARK SGPA3	T.MARK SGPA4	T.MARK SGPA5	CGPA CGPA GRADE DISTINCTION FINAL RESULT	REMARK	EXAM ROLL NO DATE OF PUBLICATION										
	ES	MS	PR	AGG	GR	GP	CP	ES	MS	PR	AGG	GR	GP	CP	ES	MS	PR	AGG	GR	GP	CP	ES	MS	PR										AGG	GR	GP	CP	RESULT	RESULT	RESULT	RESULT	RESULT	RESULT
	80/50	20	30	100	CR	-	6	80/50	20	30	100	CR	-	6	80/50	20	30	100	CR	-	6	100/80/50	20	30										100	CR	-	6	CI / TC	CI / TC	CI / TC	CI / TC	CI / TC	CI / TC
1602010190490075 SASMITA MOHANTY 1904 / 2600 1005 / 1400	BIO TECHNOLOGY						BIO TECHNOLOGY						BIO TECHNOLOGY						BIO TECHNOLOGY						313	291	268	333	382	317	7.89 A Distinction PASS	1602010190490075 25/06/2019											
38	12	25	75	A	8	48	38	16	25	79	A	8	48	39	13	24	76	A	8	48	83	83	A+	9	54	8.25	7.82	7.45	7.21	8.14			8.50	198/24	172/22	164/22	202/28	228/28	204/24				
PM	33						PM	33						PM	33						PM	40/33																					
1602010190490076 SHIBANI ROUT 1935 / 2600 1060 / 1400	BIO TECHNOLOGY						BIO TECHNOLOGY						BIO TECHNOLOGY						BIO TECHNOLOGY						292	294	315	351	401	282	7.95 A Distinction PASS	1602010190490076 25/06/2019											
31	14	25	70	A	8	48	35	13	25	73	A	8	48	32	10	24	66	B+	7	42	83	83	A+	9	54	8.00	8.00	8.45	7.43	8.57			7.25	192/24	176/22	186/22	208/28	240/28	174/24				
PM	33						PM	33						PM	33						PM	40/33																					
1602010190490077 SHIBANI PANIGRAHI 2006 / 2600 1101 / 1400	BIO TECHNOLOGY						BIO TECHNOLOGY						BIO TECHNOLOGY						BIO TECHNOLOGY						325	322	294	363	408	294	8.26 A Distinction PASS	1602010190490077 25/06/2019											
41	17	25	83	A+	9	54	39	19	25	83	A+	9	54	38	14	24	76	A	8	48	83	83	A+	9	54	8.75	8.55	8.09	7.86	8.57			7.75	210/24	188/22	178/22	220/28	240/28	186/24				
PM	33						PM	33						PM	33						PM	40/33																					
1602010190490078 SHIVANI SENAPATI 1851 / 2600 1007 / 1400	BIO TECHNOLOGY						BIO TECHNOLOGY						BIO TECHNOLOGY						BIO TECHNOLOGY						300	289	269	342	365	286	7.62 A Distinction PASS	1602010190490078 25/06/2019											
30	14	25	69	B+	7	42	39	12	25	76	A	8	48	31	16	25	72	A	8	48	83	83	A+	9	54	8.00	7.82	7.18	7.43	7.79			7.50	192/24	172/22	158/22	208/28	218/28	180/24				
PM	33						PM	33						PM	33						PM	40/33																					
1602010190490079 SHRABANI DAS 1469 / 2600 824 / 1400	BIO TECHNOLOGY						BIO TECHNOLOGY						BIO TECHNOLOGY						BIO TECHNOLOGY						259	214	202	275	284	235	6.27 B PASS	1602010190490079 25/06/2019											
26	8	24	58	B	6	36	27	13	25	65	B+	7	42	20	11	25	56	B	6	36	80	80	A+	9	54	7.00	5.91	5.73	6.00	6.43			6.50	168/24	130/22	126/22	168/28	180/28	156/24				
PM	33						PM	33						PM	33						PM	40/33																					
1602010190490080 SHREYA PADHI 1915 / 2600 1018 / 1400	BIO TECHNOLOGY						BIO TECHNOLOGY						BIO TECHNOLOGY						BIO TECHNOLOGY						305	289	291	344	397	289	7.86 A Distinction PASS	1602010190490080 25/06/2019											
37	13	28	78	A	8	48	38	12	26	76	A	8	48	31	13	25	69	B+	7	42	82	82	A+	9	54	8.00	7.73	7.82	7.43	8.43			7.75	192/24	170/22	172/22	208/28	236/28	186/24				
PM	33						PM	33						PM	33						PM	40/33																					
1602010190490081 SRIKANTA BARIK 1867 / 2600 1033 / 1400	BIO TECHNOLOGY						BIO TECHNOLOGY						BIO TECHNOLOGY						BIO TECHNOLOGY						295	296	300	342	363	271	7.73 A Distinction PASS	1602010190490081 25/06/2019											
40	12	27	79	A	8	48	34	13	26	73	A	8	48	27	13	25	65	B+	7	42	78	78	A	8	48	7.75	7.82	8.09	7.43	8.07			7.25	186/24	172/22	178/22	208/28	226/28	174/24				
PM	33						PM	33						PM	33						PM	40/33																					
1602010190490082 SHUBHASRI ANINDITA ROUTRAY 1876 / 2600 1022 / 1400	BIO TECHNOLOGY						BIO TECHNOLOGY						BIO TECHNOLOGY						BIO TECHNOLOGY						303	290	284	348	384	267	7.69 A Distinction PASS	1602010190490082 25/06/2019											
41	12	26	79	A	8	48	36	12	26	74	A	8	48	33	8	26	67	B+	7	42	83	83	A+	9	54	8.00	7.55	7.45	7.36	8.43			7.25	192/24	166/22	164/22	206/28	236/28	174/24				
PM	33						PM	33						PM	33						PM	40/33																					
1602010190490083 SHWETA PRIYADARSHINI DASH 2034 / 2600 1127 / 1400	BIO TECHNOLOGY						BIO TECHNOLOGY						BIO TECHNOLOGY						BIO TECHNOLOGY						325	318	316	366	406	303	8.43 A Distinction PASS	1602010190490083 25/06/2019											
42	16	26	84	A+	9	54	35	18	27	80	A+	9	54	35	15	28	78	A	8	48	83	83	A+	9	54	8.75	8.64	8.45	7.86	8.71			8.25	210/24	190/22	186/22	220/28	244/28	198/24				
PM	33						PM	33						PM	33						PM	40/33																					

ABBREVIATION : ES-End Semester, MS-Mid Semester, PR-Practical, AGG-Aggregate, GR-Grade, GP-Grade Point, CP-Credit Point, CR-Credit, PM-Pass Mark, AB-Absent, SGPA-Semester Grade Point Average, CGPA-Cumulative Grade Point Average, B.C-Board Case
Credit Point (CP) = Credit (CR) x Grade Points (GP), Credit Index = Sum of Credit Point (GP), Semester Grade Point Average (SGPA) = Credit Index / Total Credit

**Grade - Outstanding-'O', Excellent-'A+', Very Good-'A', Good-'B+', Above Average-'B', Fair-'C', Pass-'D', Failed-'F', Absent-'F', Malpractice-'M' || Grade Point (GP) : (O=10, A+=9, A=8, B+=7, B=6, C=5, D=4, F=0, M=0)
One has to secure at least 26 out of 80, 17 out of 50 in End Sem, 40% in Practical / Project, 33% in Aggregate and must appeared Mid Sem exam in order to pass in that paper.**

PRINCIPAL

CONTROLLER OF EXAMINATIONS

UTKAL UNIVERSITY
TABULATION REGISTER
BACHELOR OF SCIENCE HONOURS 6TH SEMESTER REGULAR C.B.C.S. EXAMINATION 2019 (2016 ADMN BATCH)

CENTER : MITS SCHOOL OF BIOTECHNOLOGY (9049)


EXAM ROLL NO STUDENT NAME CORE TOTAL G.TOTAL	CORE-13						CORE-14						DSE-3						DSE-4						T.MARK SGPA6 RESULT CI / TC	T.MARK SGPA1 RESULT CI / TC	T.MARK SGPA2 RESULT CI / TC	T.MARK SGPA3 RESULT CI / TC	T.MARK SGPA4 RESULT CI / TC	T.MARK SGPA5 RESULT CI / TC	CGPA GRADE DISTINCTION FINAL RESULT	REMARK	EXAM ROLL NO DATE OF PUBLICATION				
	ES	MS	PR	AGG	GR	GP	CP	ES	MS	PR	AGG	GR	GP	CP	ES	MS	PR	AGG	GR	GP	CP	ES	MS	PR										AGG	GR	GP	CP
	80/50	20	30	100	CR	-	6	80/50	20	30	100	CR	-	6	80/50	20	30	100	CR	-	6	100/80/50	20	30										100	CR	-	6
1602010190490084 SHIBA CHARAN KARARI 1640 / 2600 909 / 1400	BIO TECHNOLOGY						BIO TECHNOLOGY						BIO TECHNOLOGY						BIO TECHNOLOGY						252	237	263	302	336	250	6.89		1602010190490084				
	17	8	27	52	B	6	36	40	9	26	75	A	8	48	18	8	24	50	B	6	36	75		75	A	8	48	7.00	6.55	7.18	6.43	7.43	6.75	Distinction		25/06/2019	
1602010190490085 SIDDHARTH DAS MOHAPATRA 1661 / 2600 891 / 1400	BIO TECHNOLOGY						BIO TECHNOLOGY						BIO TECHNOLOGY						BIO TECHNOLOGY						269	280	252	286	319	255	7.07		1602010190490085				
	25	11	26	62	B+	7	42	29	8	26	63	B+	7	42	26	10	25	61	B+	7	42	83		83	A+	9	54	7.50	7.82	7.00	6.21	6.86	7.25	Distinction		25/06/2019	
1602010190490086 SIDHARTHA SUBHADARSHAN PARIDA 1597 / 2600 852 / 1400	BIO TECHNOLOGY						BIO TECHNOLOGY						BIO TECHNOLOGY						BIO TECHNOLOGY						238	259	256	318	291	235	6.65		1602010190490086				
	18	8	26	52	B	6	36	22	9	25	56	B	6	36	23	8	24	55	B	6	36	75		75	A	8	48	6.50	6.73	7.00	6.79	6.43	6.50	Pass		25/06/2019	
1602010190490087 SIDDHARTH SATPATHY 1590 / 2600 854 / 1400	BIO TECHNOLOGY						BIO TECHNOLOGY						BIO TECHNOLOGY						BIO TECHNOLOGY						255	238	251	285	332	229	6.73		1602010190490087				
	27	10	28	65	B+	7	42	22	8	26	56	B	6	36	19	8	25	52	B	6	36	82		82	A+	9	54	7.00	6.73	6.91	6.21	7.29	6.25	Distinction		25/06/2019	
1602010190490088 SILITIKA MISHRA 1854 / 2600 1009 / 1400	BIO TECHNOLOGY						BIO TECHNOLOGY						BIO TECHNOLOGY						BIO TECHNOLOGY						306	281	283	335	368	281	7.76		1602010190490088				
	42	13	25	80	A+	9	54	37	10	25	72	A	8	48	35	12	24	71	A	8	48	83		83	A+	9	54	8.50	7.55	7.45	7.43	8.07	7.50	Distinction		25/06/2019	
1602010190490089 SIMA KARMAKAR 1681 / 2600 914 / 1400	BIO TECHNOLOGY						BIO TECHNOLOGY						BIO TECHNOLOGY						BIO TECHNOLOGY						278	215	268	289	350	281	7.05		1602010190490089				
	36	8	25	69	B+	7	42	35	12	25	72	A	8	48	25	13	24	62	B+	7	42	75		75	A	8	48	7.50	6.18	7.18	6.21	7.71	7.50	Distinction		25/06/2019	
1602010190490090 SK SUNSUYA 1410 / 2600 770 / 1400	BIO TECHNOLOGY						BIO TECHNOLOGY						BIO TECHNOLOGY						BIO TECHNOLOGY						254	201	233	257	271	194	6.00		1602010190490090				
	27	9	25	61	B+	7	42	28	10	25	63	B+	7	42	24	8	23	55	B	6	36	75		75	A	8	48	7.00	5.82	6.45	5.64	5.93	5.25	Pass		25/06/2019	
1602010190490091 SOMDUTTA GHOSH 1814 / 2600 964 / 1400	BIO TECHNOLOGY						BIO TECHNOLOGY						BIO TECHNOLOGY						BIO TECHNOLOGY						310	268	288	328	344	276	7.61		1602010190490091				
	37	15	28	80	A+	9	54	31	12	28	71	A	8	48	31	15	27	73	A	8	48	86		86	A+	9	54	8.50	7.27	7.64	7.07	7.50	7.75	Distinction		25/06/2019	
1602010190490092 SOUMYARANJAN ROUT 1722 / 2600 951 / 1400	BIO TECHNOLOGY						BIO TECHNOLOGY						BIO TECHNOLOGY						BIO TECHNOLOGY						276	262	286	312	329	257	7.15		1602010190490092				
	36	9	24	69	B+	7	42	32	9	26	67	B+	7	42	29	8	26	63	B+	7	42	77		77	A	8	48	7.25	7.27	7.73	6.64	7.14	7.00	Distinction		25/06/2019	

ABBREVIATION : ES-End Semester, MS-Mid Semester, PR-Practical, AGG-Aggregate, GR-Grade, GP-Grade Point, CP-Credit Point, CR-Credit, PM-Pass Mark, AB-Absent, SGPA-Semester Grade Point Average, CGPA-Cumulative Grade Point Average, B.C-Board Case
 Credit Point (CP) = Credit (CR) x Grade Points (GP), Credit Index = Sum of Credit Point (CP), Semester Grade Point Average (SGPA) = Credit Index / Total Credit

Grade - Outstanding-'O', Excellent-'A+', Very Good-'A', Good-'B+', Above Average-'B', Fair-'C', Pass-'D', Failed-'F', Absent-'F', Malpractice-'M' || **Grade Point (GP) :** (O=10, A+=9, A=8, B+=7, B=6, C=5, D=4, F=0, M=0)

One has to secure at least 26 out of 80, 17 out of 50 in End Sem, 40% in Practical / Project, 33% in Aggregate and must appeared Mid Sem exam in order to pass in that paper.

PRINCIPAL


 CONTROLLER OF EXAMINATIONS

**UTKAL UNIVERSITY
TABULATION REGISTER**

BACHELOR OF SCIENCE HONOURS 6TH SEMESTER REGULAR C.B.C.S. EXAMINATION 2019 (2016 ADMN BATCH)

CENTER : MITS SCHOOL OF BIOTECHNOLOGY (9049)

EXAM ROLL NO STUDENT NAME CORE TOTAL	CORE-13						CORE-14						DSE-3						DSE-4						T.MARK SGPA6	T.MARK SGPA1	T.MARK SGPA2	T.MARK SGPA3	T.MARK SGPA4	T.MARK SGPA5	CGPA DISTINCTION	CGPA GRADE FINAL RESULT	REMARK	EXAM ROLL NO DATE OF PUBLICATION										
	ES	MS	PR	AGG	GR	GP	CP	ES	MS	PR	AGG	GR	GP	CP	ES	MS	PR	AGG	GR	GP	CP	ES	MS	PR											AGG	GR	GP	CP	T.MARK RESULT	T.MARK RESULT	T.MARK RESULT	T.MARK RESULT	T.MARK RESULT	T.MARK RESULT
	80/50	20	30	100	CR	-	6	80/50	20	30	100	CR	-	6	80/50	20	30	100	CR	-	6	100/80/50	20	30											100	CR	-	6	CI / TC	CI / TC	CI / TC	CI / TC	CI / TC	CI / TC
1602010190490093 SOUMYA RANJAN ROUT 1700 / 2600 923 / 1400	BIO TECHNOLOGY						BIO TECHNOLOGY						BIO TECHNOLOGY						BIO TECHNOLOGY						298	241	259	299	333	270	7.16	B+		1602010190490093										
	41	14	27	82	A+	9	54	30	8	26	64	B+	7	42	31	12	26	69	B+	7	42	83		83	A+	9	54	8.00	6.82	7.00	6.64	7.29	7.25	Pass	Pass	Pass	Pass	Pass	Pass	Distinction	PASS	25/06/2019		
1602010190490094 SOUMYA SASWATI 1536 / 2600 819 / 1400	BIO TECHNOLOGY						BIO TECHNOLOGY						BIO TECHNOLOGY						BIO TECHNOLOGY						256	231	245	272	301	231	6.50	B+		1602010190490094										
	27	8	26	61	B+	7	42	28	10	26	64	B+	7	42	21	8	24	53	B	6	36	78		78	A	8	48	7.00	6.27	6.55	6.00	6.71	6.50	Pass	Pass	Pass	Pass	Pass	Pass	Distinction	PASS	25/06/2019		
1602010190490095 SOURAV PRIYADARSI TRIPATHY 1821 / 2600 1006 / 1400	BIO TECHNOLOGY						BIO TECHNOLOGY						BIO TECHNOLOGY						BIO TECHNOLOGY						305	267	290	320	355	284	7.58	A		1602010190490095										
	41	15	28	84	A+	9	54	36	10	27	73	A	8	48	26	9	27	62	B+	7	42	86		86	A+	9	54	8.25	7.27	7.73	6.86	7.71	7.75	Pass	Pass	Pass	Pass	Pass	Pass	Distinction	PASS	25/06/2019		
1602010190490096 SRADHANJALI BISWAL 1972 / 2600 1083 / 1400	BIO TECHNOLOGY						BIO TECHNOLOGY						BIO TECHNOLOGY						BIO TECHNOLOGY						304	303	302	374	394	295	8.32	A		1602010190490096										
	35	13	29	77	A	8	48	36	9	28	73	A	8	48	35	9	27	71	A	8	48	83		83	A+	9	54	8.25	8.27	8.00	8.29	9.00	8.00	Pass	Pass	Pass	Pass	Pass	Pass	Distinction	PASS	25/06/2019		
1602010190490097 SRAOSEE BANERJEE 1683 / 2600 910 / 1400	BIO TECHNOLOGY						BIO TECHNOLOGY						BIO TECHNOLOGY						BIO TECHNOLOGY						283	242	254	308	335	261	7.09	B+		1602010190490097										
	36	14	23	73	A	8	48	25	16	25	66	B+	7	42	26	9	26	61	B+	7	42	83		83	A+	9	54	7.75	6.73	6.64	6.86	7.29	7.25	Pass	Pass	Pass	Pass	Pass	Pass	Distinction	PASS	25/06/2019		
1602010190490098 SRUSTI DAS 1613 / 2600 891 / 1400	BIO TECHNOLOGY						BIO TECHNOLOGY						BIO TECHNOLOGY						BIO TECHNOLOGY						266	231	256	283	336	241	6.91	B+		1602010190490098										
	30	8	27	65	B+	7	42	29	8	26	63	B+	7	42	27	8	26	61	B+	7	42	77		77	A	8	48	7.25	6.27	6.91	6.43	7.71	6.75	Pass	Pass	Pass	Pass	Pass	Pass	Distinction	PASS	25/06/2019		
1602010190490099 STHITAPRAGYAN SHA 1640 / 2600 881 / 1400	BIO TECHNOLOGY						BIO TECHNOLOGY						BIO TECHNOLOGY						BIO TECHNOLOGY						273	234	240	315	318	260	6.86	B+		1602010190490099										
	35	10	23	68	B+	7	42	29	8	25	62	B+	7	42	26	8	27	61	B+	7	42	82		82	A+	9	54	7.50	6.45	6.09	7.07	6.93	7.00	Pass	Pass	Pass	Pass	Pass	Pass	Distinction	PASS	25/06/2019		
1602010190490100 SUBHASMITA BEHERA 1515 / 2600 784 / 1400	BIO TECHNOLOGY						BIO TECHNOLOGY						BIO TECHNOLOGY						BIO TECHNOLOGY						244	235	242	277	285	232	6.36	B		1602010190490100										
	23	8	23	54	B	6	36	19	8	25	52	B	6	36	27	8	26	61	B+	7	42	77		77	A	8	48	6.75	6.45	6.64	6.07	6.14	6.25	Pass	Pass	Pass	Pass	Pass	Pass	Distinction	PASS	25/06/2019		
1602010190490101 SUCHISMITA SAHOO 1801 / 2600 999 / 1400	BIO TECHNOLOGY						BIO TECHNOLOGY						BIO TECHNOLOGY						BIO TECHNOLOGY						298	253	275	355	349	271	7.42	B+		1602010190490101										
	38	15	28	81	A+	9	54	31	11	26	68	B+	7	42	29	12	26	67	B+	7	42	82		82	A+	9	54	8.00	6.73	7.18	7.50	7.71	7.25	Pass	Pass	Pass	Pass	Pass	Pass	Distinction	PASS	25/06/2019		

ABBREVIATION : ES-End Semester, MS-Mid Semester, PR-Practical, AGG-Aggregate, GR-Grade, GP-Grade Point, CP-Credit Point, CR-Credit, PM-Pass Mark, AB-Absent, SGPA-Semester Grade Point Average, CGPA-Cumulative Grade Point Average, B.C-Board Case
Credit Point (CP) = Credit (CR) x Grade Points (GP), Credit Index = Sum of Credit Point (CP), Semester Grade Point Average (SGPA) = Credit Index / Total Credit

Grade - Outstanding-'O', Excellent-'A+', Very Good-'A', Good-'B+', Above Average-'B', Fair-'C', Pass-'D', Failed-'F', Absent-'F', Malpractice-'M' || Grade Point (GP) : (O=10, A+=9, A=8, B+=7, B=6, C=5, D=4, F=0, M=0)

One has to secure at least 26 out of 80, 17 out of 50 in End Sem, 40% in Practical / Project, 33% in Aggregate and must appeared Mid Sem exam in order to pass in that paper.

PRINCIPAL

CONTROLLER OF EXAMINATIONS


**UTKAL UNIVERSITY
TABULATION REGISTER
BACHELOR OF SCIENCE HONOURS 6TH SEMESTER REGULAR C.B.C.S. EXAMINATION 2019 (2016 ADMN BATCH)**

CENTER : MITS SCHOOL OF BIOTECHNOLOGY (9049)

EXAM ROLL NO STUDENT NAME CORE TOTAL G.TOTAL	CORE-13						CORE-14						DSE-3						DSE-4						T.MARK SGPA6 RESULT CI / TC	T.MARK SGPA1 RESULT CI / TC	T.MARK SGPA2 RESULT CI / TC	T.MARK SGPA3 RESULT CI / TC	T.MARK SGPA4 RESULT CI / TC	T.MARK SGPA5 RESULT CI / TC	CGPA CGPA GRADE DISTINCTION FINAL RESULT	EXAM ROLL NO DATE OF PUBLICATION	
	ES	MS	PR	AGG	GR	GP CP	ES	MS	PR	AGG	GR	GP CP	ES	MS	PR	AGG	GR	GP CP	ES	MS	PR	AGG	GR	GP CP									
	80/50	20	30	100	CR	- 6	80/50	20	30	100	CR	- 6	80/50	20	30	100	CR	- 6	100/80/50	20	30	100	CR	- 6									
	PM			33			PM			33			PM			33			PM			40/33											REM
1602010190490102 SUDIPTA BAL 1820 / 2600 989 / 1400	BIO TECHNOLOGY	BIO TECHNOLOGY	BIO TECHNOLOGY	BIO TECHNOLOGY			BIO TECHNOLOGY	BIO TECHNOLOGY	BIO TECHNOLOGY	BIO TECHNOLOGY																	7.49 B+ Distinction PASS	1602010190490102 25/06/2019					
1602010190490103 SUNITA DAS 1855 / 2600 1020 / 1400	BIO TECHNOLOGY	BIO TECHNOLOGY	BIO TECHNOLOGY	BIO TECHNOLOGY			BIO TECHNOLOGY	BIO TECHNOLOGY	BIO TECHNOLOGY	BIO TECHNOLOGY																7.77 A Distinction PASS	1602010190490103 25/06/2019						
1602010190490104 SUPRAVA PRADHAN 1867 / 2600 1009 / 1400	BIO TECHNOLOGY	BIO TECHNOLOGY	BIO TECHNOLOGY	BIO TECHNOLOGY			BIO TECHNOLOGY	BIO TECHNOLOGY	BIO TECHNOLOGY	BIO TECHNOLOGY																7.69 A Distinction PASS	1602010190490104 25/06/2019						
1602010190490105 SURAJ PRASAD PANDA 1800 / 2600 982 / 1400	BIO TECHNOLOGY	BIO TECHNOLOGY	BIO TECHNOLOGY	BIO TECHNOLOGY			BIO TECHNOLOGY	BIO TECHNOLOGY	BIO TECHNOLOGY	BIO TECHNOLOGY																7.59 A Distinction PASS	1602010190490105 25/06/2019						
1602010190490106 SUSHREE TAMANNA SAHOO 1916 / 2600 1044 / 1400	BIO TECHNOLOGY	BIO TECHNOLOGY	BIO TECHNOLOGY	BIO TECHNOLOGY			BIO TECHNOLOGY	BIO TECHNOLOGY	BIO TECHNOLOGY	BIO TECHNOLOGY																7.97 A Distinction PASS	1602010190490106 25/06/2019						
1602010190490107 SWAGAT KUMAR TRIPATHY 1810 / 2600 990 / 1400	BIO TECHNOLOGY	BIO TECHNOLOGY	BIO TECHNOLOGY	BIO TECHNOLOGY			BIO TECHNOLOGY	BIO TECHNOLOGY	BIO TECHNOLOGY	BIO TECHNOLOGY																7.57 A Distinction PASS	1602010190490107 25/06/2019						
1602010190490108 SWAGATIKA DASH 1847 / 2600 1021 / 1400	BIO TECHNOLOGY	BIO TECHNOLOGY	BIO TECHNOLOGY	BIO TECHNOLOGY			BIO TECHNOLOGY	BIO TECHNOLOGY	BIO TECHNOLOGY	BIO TECHNOLOGY																7.57 A Distinction PASS	1602010190490108 25/06/2019						
1602010190490109 SWATI MISHRA 1869 / 2600 1014 / 1400	BIO TECHNOLOGY	BIO TECHNOLOGY	BIO TECHNOLOGY	BIO TECHNOLOGY			BIO TECHNOLOGY	BIO TECHNOLOGY	BIO TECHNOLOGY	BIO TECHNOLOGY																7.70 A Distinction PASS	1602010190490109 25/06/2019						
1602010190490110 SWETA DASH 1954 / 2600 1071 / 1400	BIO TECHNOLOGY	BIO TECHNOLOGY	BIO TECHNOLOGY	BIO TECHNOLOGY			BIO TECHNOLOGY	BIO TECHNOLOGY	BIO TECHNOLOGY	BIO TECHNOLOGY																8.16 A Distinction PASS	1602010190490110 25/06/2019						

ABBREVIATION : ES-End Semester, MS-Mid Semester, PR-Practical, AGG-Aggregate, GR-Grade, GP-Grade Point, CP-Credit Point, CR-Credit, PM-Pass Mark, AB-Absent, SGPA-Semester Grade Point Average, CGPA-Cumulative Grade Point Average, B.C-Board Case
 Credit Point (CP) = Credit (CR) x Grade Points (GP), Credit Index = Sum of Credit Point (CP), Semester Grade Point Average (SGPA) = Credit Index / Total Credit
Grade - Outstanding-'O', Excellent-'A+', Very Good-'A', Good-'B+', Above Average-'B', Fair-'C', Pass-'D', Failed-'F', Absent-'F', Malpractice-'M' || Grade Point (GP) : (O=10, A+=9, A=8, B+=7, B=6, C=5, D=4, F=0, M=0)
One has to secure at least 26 out of 80, 17 out of 50 in End Sem, 40% in Practical / Project, 33% in Aggregate and must appeared Mid Sem exam in order to pass in that paper.

PRINCIPAL


CONTROLLER OF EXAMINATIONS


UTKAL UNIVERSITY
TABULATION REGISTER
BACHELOR OF SCIENCE HONOURS 6TH SEMESTER REGULAR C.B.C.S. EXAMINATION 2019 (2016 ADMN BATCH)

CENTER : MITS SCHOOL OF BIOTECHNOLOGY (9049)

EXAM ROLL NO STUDENT NAME CORE TOTAL G.TOTAL	CORE-13						CORE-14						DSE-3						DSE-4						T.MARK SGPA6	T.MARK SGPA1	T.MARK SGPA2	T.MARK SGPA3	T.MARK SGPA4	T.MARK SGPA5	CGPA GRADE DISTINCTION FINAL RESULT	EXAM ROLL NO DATE OF PUBLICATION															
	ES	MS	PR	AGG	GR	GP	CP	ES	MS	PR	AGG	GR	GP	CP	ES	MS	PR	AGG	GR	GP	CP	ES	MS	PR									AGG	GR	GP	CP	CI / TC	CI / TC	CI / TC	CI / TC	CI / TC	CI / TC					
	80/50	20	30	100	CR	-	6	80/50	20	30	100	CR	-	6	80/50	20	30	100	CR	-	6	100/80/50	20	30									100	CR	-	6											
1602010190490111 SWETA MOHANTY 2031 / 2600 1101 / 1400	BIO TECHNOLOGY						BIO TECHNOLOGY							BIO TECHNOLOGY							BIO TECHNOLOGY							321	305	308	394	407	296	8.50	8.27	8.45	8.50	9.14	7.75	Pass	Pass	Pass	Pass	Pass	Pass	8.46 A Distinction PASS	1602010190490111 25/06/2019
1602010190490112 SWETASWINI PANY 1898 / 2600 1016 / 1400	BIO TECHNOLOGY						BIO TECHNOLOGY							BIO TECHNOLOGY							BIO TECHNOLOGY							301	252	276	360	401	308	8.25	6.64	7.18	7.86	8.64	8.25	Pass	Pass	Pass	Pass	Pass	Pass	7.85 A Distinction PASS	1602010190490112 25/06/2019
1602010190490113 UMAPRASAD BARIK 1729 / 2600 959 / 1400	BIO TECHNOLOGY						BIO TECHNOLOGY							BIO TECHNOLOGY							BIO TECHNOLOGY							291	238	262	323	360	255	7.75	6.73	6.91	6.86	7.86	6.75	Pass	Pass	Pass	Pass	Pass	Pass	7.16 B+ PASS	1602010190490113 25/06/2019
1602010190490114 JRM MADHUSMITA SAMAL 1698 / 2600 944 / 1400	BIO TECHNOLOGY						BIO TECHNOLOGY							BIO TECHNOLOGY							BIO TECHNOLOGY							289	221	252	338	357	241	7.75	5.91	6.73	7.43	7.64	6.75	Pass	Pass	Pass	Pass	Pass	Pass	7.08 B+ Distinction PASS	1602010190490114 25/06/2019
1602010190490115 UTKALIKA MOHANTY 1753 / 2600 934 / 1400	BIO TECHNOLOGY						BIO TECHNOLOGY							BIO TECHNOLOGY							BIO TECHNOLOGY							268	248	279	348	365	245	7.25	6.82	7.36	7.64	7.57	6.75	Pass	Pass	Pass	Pass	Pass	Pass	7.26 B+ Distinction PASS	1602010190490115 25/06/2019
1602010190490116 ARPITA MOHAPATRA 1750 / 2600 952 / 1400	BIO TECHNOLOGY						BIO TECHNOLOGY							BIO TECHNOLOGY							BIO TECHNOLOGY							265	226	260	356	376	267	7.00	6.27	6.91	7.86	8.00	7.00	Pass	Pass	Pass	Pass	Pass	Pass	7.23 B+ PASS	1602010190490116 25/06/2019

ABBREVIATION : ES-End Semester, MS-Mid Semester, PR-Practical, AGG-Aggregate, GR-Grade, GP-Grade Point, CP-Credit Point, CR-Credit, PM-Pass Mark, AB-Absent, SGPA-Semester Grade Point Average, CGPA-Cumulative Grade Point Average, B.C-Board Case
Credit Point (CP) = Credit (CR) x Grade Points (GP), Credit Index = Sum of Credit Point (CP), Semester Grade Point Average (SGPA) = Credit Index / Total Credit
Grade - Outstanding-'O', Excellent-'A+', Very Good-'A', Good-'B+', Above Average-'B', Fair-'C', Pass-'D', Failed-'F', Absent-'F', Malpractice-'M' || Grade Point (GP) : (O=10, A+=9, A=8, B+=7, B=6, C=5, D=4, F=0, M=0)
One has to secure at least 26 out of 80, 17 out of 50 in End Sem, 40% in Practical / Project, 33% in Aggregate and must appeared Mid Sem exam in order to pass in that paper.

PRINCIPAL


CONTROLLER OF EXAMINATIONS

GRADING SYSTEM			
Qualification	Grade	Mark Secured from 100	Grade Point
Outstanding	'O'	90-100	10
Excellent	'A+'	80-89	9
Very Good	'A'	70-79	8
Good	'B+'	60-69	7
Above Average	'B'	50-59	6
Fair	'C'	45-49	5
Pass	'D'	33-44	4
Failed	'F'	Below 33	0
Absent	'F'		0

Malpractice	'M'		0
-------------	-----	--	---

0-2-2019